



Đào Xuân Phương Trang (Chủ biên)  
Nguyễn Thanh Bình – Đinh Trần Hạnh Nguyên  
Nguyễn Hồ Thanh Trúc – Huỳnh Gia Mỹ

NATIONAL GEOGRAPHIC


# TIẾNG ANH 5


# EXPLORE OUR

# WORLD

SÁCH HỌC SINH

 NHÀ XUẤT BẢN  
ĐẠI HỌC SƯ PHẠM TP HỒ CHÍ MINH

 CÔNG TY CỔ PHẦN ĐẦU TƯ  
XUẤT BẢN - THIẾT BỊ GIÁO DỤC VIỆT NAM

 NATIONAL  
GEOGRAPHIC  
LEARNING

Bản in thử



---

Sách giáo khoa được thẩm định bởi Hội đồng quốc gia thẩm định sách giáo khoa lớp 5  
(Theo Quyết định số 1963/QĐ-BGDĐT ngày 05 tháng 7 năm 2023  
của Bộ trưởng Bộ Giáo dục và Đào tạo)

---

Đào Xuân Phương Trang (Chủ biên)  
Nguyễn Thanh Bình – Đinh Trần Hạnh Nguyên  
Nguyễn Hồ Thanh Trúc – Huỳnh Gia Mỹ

# TIẾNG ANH 5



SÁCH HỌC SINH

BẢN MẪU

*(Sách đã được Bộ trưởng Bộ Giáo dục và Đào tạo phê duyệt sử dụng trong cơ sở giáo dục phổ thông  
tại Quyết định số 4119/QĐ-BGDĐT ngày 01/12/2023)*

# Scope & Sequence

## Units 0-8

### Unit 0 – Getting Started

page 6

<p><b>Weather:</b> cloudy, cold, cool, hot, rainy, snowy, sunny, warm</p> <p>What's the weather like in Hà Nội? It's hot.</p>	<p><b>Seasons:</b> fall, spring, summer, the dry season, the rainy season, winter</p> <p>What's your favorite season? I like summer. Do you like the rainy season? Yes, I do.</p>	<p><b>Months:</b> January, February, March, April, May, June, July, August, September, October, November, December</p> <p>Is your birthday in spring? No, it isn't. It's in summer. Is your birthday in June? Yes, it is.</p>	<p><b>Numbers and math:</b> twenty to one thousand plus, minus, equals</p> <p>Twenty plus five equals . . .? Twenty-five.</p>
---	---	---	---

Unit	Vocabulary	Language Focus	The Sounds of English	Value
<p><b>1</b> Animal Habitats page 13</p>	<p>a beak a cave a desert a forest a hive a nest a pouch a tongue</p> <p>an island catch claws fight fur horns ice mud</p>	<p>Do bees live in hives or nests? They live in hives.</p> <p>Giraffes use their long tongues to clean their ears. Goats use their horns to fight.</p>	Intonation	Protect animal habitats.
<p><b>2</b> Let's Eat page 27</p>	<p>a bottle of oil a bowl of sugar a box of cereal a can of soda a glass of juice a jar of olives a loaf of bread a piece of cake</p> <p>beans chips chocolate ice cream meat noodles rice yogurt</p>	<p>May I have some chips, please? Not right now. Dinner is at 7:00. Would you like some ice cream? Yes, please.</p> <p>Are there any olives in the jar? Yes, there are a few olives. Are there any sandwiches in the box? Yes, there are many sandwiches. Is there any soda in the bottle? Yes, there's a little soda. Is there any oil in the bottle? Yes, there's a lot of oil. Is there a lot of juice in the glass? No, there isn't much.</p>	Intonation	Eat good food.
<p><b>Project 1</b> page 41</p>				
<p><b>Stop and Check 1A &amp; 1B</b> page 42</p>				
<p><b>Units 1–4 Review</b> page 77</p>				

<p><b>Possessive pronouns:</b> mine, yours, his, hers, ours, yours, theirs</p> <p>That is Nam's desk. It's his. Those are Lan's books. They're hers.</p>	<p><b>Classroom language:</b></p> <p>How do you say <i>thước kẻ</i> in English? It's <i>a ruler</i>. How do you spell <i>scissors</i>? S-c-i-s-s-o-r-s. Could you repeat that, please? Sure. S-c-i-s-s-o-r-s. I don't understand. Can you help me, please? Yes, sure. What's the difference between <i>next to</i> and <i>in front of</i>? I can show you.</p>	<p><b>Ordinal numbers:</b> first (1<sup>st</sup>) to thirty-first (31<sup>st</sup>)</p> <p>Where were you on July 26<sup>th</sup>? I was at a zoo.</p>
--	--	--

Unit	Vocabulary	Language Focus	The Sounds of English	Value																
<p><b>3</b> On the Move! page 45</p>	<table border="0"> <tr><td>a boat</td><td>fly</td></tr> <tr><td>a bus</td><td>get off</td></tr> <tr><td>a helicopter</td><td>get on</td></tr> <tr><td>a kick scooter</td><td>on foot</td></tr> <tr><td>a motorcycle</td><td>park</td></tr> <tr><td>an airplane</td><td>ride</td></tr> <tr><td>cycle</td><td>row</td></tr> <tr><td>drive</td><td>the subway</td></tr> </table>	a boat	fly	a bus	get off	a helicopter	get on	a kick scooter	on foot	a motorcycle	park	an airplane	ride	cycle	row	drive	the subway	<p>Do you go to school by bus? No, I don't. I go to school on foot. How do you go to school? I go to school by motorcycle.</p> <p>Do you often ride your kick scooter to school? No, I never ride my kick scooter to school. My father always drives me to school. How often do you ride your kick scooter in the park? I ride it twice a week.</p>	<p>Intonation</p>	<p>Be safe on streets.</p>
a boat	fly																			
a bus	get off																			
a helicopter	get on																			
a kick scooter	on foot																			
a motorcycle	park																			
an airplane	ride																			
cycle	row																			
drive	the subway																			
<p><b>4</b> Our Senses page 59</p>	<table border="0"> <tr><td>beautiful</td><td>salty</td></tr> <tr><td>bitter</td><td>smell</td></tr> <tr><td>burnt</td><td>soft</td></tr> <tr><td>fatty</td><td>sour</td></tr> <tr><td>hard</td><td>spicy</td></tr> <tr><td>juicy</td><td>sweet</td></tr> <tr><td>loud</td><td>taste</td></tr> <tr><td>quiet</td><td>ugly</td></tr> </table>	beautiful	salty	bitter	smell	burnt	soft	fatty	sour	hard	spicy	juicy	sweet	loud	taste	quiet	ugly	<p>Did you smell the soup? Yes, I smelled it. It was great. Did you smell the coffee? No, I didn't. I didn't smell it.</p> <p>Did you hear the music last night? Yes, I did. It sounded loud. Did you touch the rabbit? Yes, I did. It felt soft. Did you see the paintings? Yes, I did. They looked beautiful.</p>	<p>Intonation</p>	<p>Enjoy the world through our senses.</p>
beautiful	salty																			
bitter	smell																			
burnt	soft																			
fatty	sour																			
hard	spicy																			
juicy	sweet																			
loud	taste																			
quiet	ugly																			

**Project 2**

page 73

**Stop and Check 2A & 2B**

page 74


Unit	Vocabulary	Language Focus	The Sounds of English	Value
<b>5</b> Our Health page 79	a cold a cough a fever a headache a rash a sore throat a stomachache a toothache drink ginger tea get some rest keep your hands clean rest your eyes runny nose see a dentist sore eyes take some medicine	What's the matter? I have a toothache. Should I take some medicine? No, you shouldn't. You should see a dentist. I didn't feel well yesterday. Oh no! What was the matter? I had a sore throat. So what did you do? I drank ginger tea and had a rest.	Rhythm	Stay healthy.
<b>6</b> The World of School page 93	art computer science do volunteer work go on a field trip history join a club literature make a poster make a video math music physical education play board games play sports read books science	What classes did you have last week? I had math, literature, and music classes. When did you have math class? I had math class on Tuesday and Thursday. Where did you go last summer? I went on a field trip. We went to a zoo. Why did you go to the zoo? We went there to learn about animals.	Word stress	Balance learning and fun.
<b>Project 3</b> page 107				
<b>Stop and Check 3A &amp; 3B</b> page 108				
<b>Units 5–8 Review</b> page 143				
<b>Word List</b> page 145				
<b>Worksheet</b>				

Unit	Vocabulary	Language Focus	The Sounds of English	Value
<b>7</b> The World of Work page 111	a babysitter    a tailor a builder        an athlete a dentist        build a flight attendant look after a magician        perform a mechanic        repair a musician        sell a salesperson    serve	What do you want to be one day? I want to be a salesperson. I will sell delicious foods. Will you sell ice cream and chocolate? No, I won't. I will sell healthy foods like vegetables and fruit.  Why do you like this athlete? He runs fast! He practices hard, too. Why do you like this singer? She sings beautifully and performs well. Why do you like this builder? She builds houses easily. She builds them carefully, too.	Intonation	Respect everyone's job.
<b>8</b> Fantastic Holidays and Festivals page 125	a campsite        a street market a costume        a theme park a history museum a waterfall a lantern        Christmas a lion dance     Halloween a resort        lucky money a shopping mall Lunar New Year a souvenir shop Mid-Autumn Festival	Could you show me the way to the souvenir shop? Sure. Go straight and then turn left on Main Street. Turn right after the shopping mall. It's on your left.  The Mid-Autumn Festival is next week. Our class will have a good time at the fair. I won't be there. Why? Where will you go for the Mid-Autumn Festival? I'll go to my grandma's house. What will you do there? I'll light lanterns and eat lots of mooncakes.	Word stress	Learn new things from festivals.
<b>Project 4</b> page 139				
<b>Stop and Check 4A &amp; 4B</b> page 140				

LESSON 1

Unit 0 Getting Started

- 1 Look and listen. Repeat. TR: A1
- 2 Listen and point. Say. TR: A2



- 3 Look at the pictures in 2. Listen and number. TR: A3
- 4 Write. Ask and answer.

What's the weather like in Hà Nội?

It's hot.


Place	Weather
1. Hồ Chí Minh City	
2. Lạng Sơn	
3. Sydney	

Place	Weather
1. Hà Nội	hot
2. Quảng Bình	
3. Seoul	



1 Look and listen. Repeat. TR: A4

2 Listen and point. Say. TR: A5



3 Look at the pictures in 2. Listen and number. TR: A6

4 Ask and answer.

What's your favorite season?

I like **summer**.

Do you like **the rainy season**?

Yes, I do.



## LESSON 3

1 Look and listen. Repeat. TR: A7

2 Listen and point. Say. TR: A8



3 Look. Listen and write. TR: A9

1. 

January						

2. 


3. 


4. 


5. 


4 Ask and answer.

Is your birthday in spring?

No, it isn't. It's in summer.

Is your birthday in June?

Yes, it is.

1 Look and listen. Repeat. TR: A10

2 Listen and point. Say. TR: A11

<b>20</b> twenty	<b>21</b> twenty-one	<b>22</b> twenty-two	<b>23</b> twenty-three	<b>24</b> twenty-four
<b>25</b> twenty-five	<b>26</b> twenty-six	<b>27</b> twenty-seven	<b>28</b> twenty-eight	<b>29</b> twenty-nine
<b>30</b> thirty	<b>40</b> forty	<b>50</b> fifty	<b>60</b> sixty	<b>70</b> seventy
<b>80</b> eighty	<b>90</b> ninety	<b>100</b> one hundred	<b>101</b> one hundred and one	<b>102</b> one hundred and two
<b>200</b> two hundred	<b>1,000</b> one thousand	<b>+</b> plus	<b>-</b> minus	<b>=</b> equals

3 Do the math problems together. Ask and answer. Write. 

Twenty four plus two equals...?

Twenty-six.

$24 + 2 = \underline{\quad}$

$80 + 9 = \underline{\quad}$

$300 - 50 = \underline{\quad}$

$100 + 10 = \underline{\quad}$

$35 + 5 = \underline{\quad}$

$1,000 + 1,000 = \underline{\quad}$

$60 + 20 = \underline{\quad}$

$40 - 30 = \underline{\quad}$

$99 - 9 = \underline{\quad}$

4 Make your own math problems. Ask and answer. Write. 

$\underline{20} + \underline{5} = \underline{\quad}$

$\underline{\quad} - \underline{\quad} = \underline{\quad}$

Twenty plus five equals...?

Twenty-five.

## LESSON 5

1 Look and listen. Repeat. TR: A12

2 Listen and point. Say. TR: A13



The kite is **mine**.



The coat is **yours**.



The ball is **his**.



The bat is **hers**.



The grapes are **ours**.



The pencils are **yours**.



The book is **theirs**.

3 Read and write. 

1. This is my kite. It's mine.
2. That is his hat. It's \_\_\_\_\_.
3. Those are their books. They're \_\_\_\_\_.
4. This is our cake. It's \_\_\_\_\_.
5. These are my sister's coats. They're \_\_\_\_\_.

4 Talk about things in your classroom.



1 Look and listen. Repeat. TR: A14

2 Listen and point. Say. TR: A15

How do you say *thước kẻ* in English?

It's *a ruler*.

How do you spell *scissors*?

S-c-i-s-s-o-r-s.

Could you repeat that, please?

Sure. S-c-i-s-s-o-r-s.

I don't understand. Can you help me, please?

Yes, sure.

What's the difference between *next to* and *in front of*?

I can show you.

3 Look. Listen and number. TR: A16




4 Draw. Ask and answer.

How do you say *cục tẩy* in English?

How do you spell *eraser*?

It's *an eraser*.

E-r-a-s-e-r.



**LESSON 7**

**1 Look and listen. Repeat.** TR: A17

**2 Listen and point. Say.** TR: A18

Monday	Tuesday	Wednesday	Thursday	Friday	Saturday	Sunday
	<b>1<sup>st</sup></b> first	<b>2<sup>nd</sup></b> second	<b>3<sup>rd</sup></b> third	<b>4<sup>th</sup></b> fourth	<b>5<sup>th</sup></b> fifth	<b>6<sup>th</sup></b> sixth
<b>7<sup>th</sup></b> seventh	<b>8<sup>th</sup></b> eighth	<b>9<sup>th</sup></b> ninth	<b>10<sup>th</sup></b> tenth	<b>11<sup>th</sup></b> eleventh	<b>12<sup>th</sup></b> twelfth	<b>13<sup>th</sup></b> thirteenth
<b>14<sup>th</sup></b> fourteenth	<b>15<sup>th</sup></b> fifteenth	<b>16<sup>th</sup></b> sixteenth	<b>17<sup>th</sup></b> seventeenth	<b>18<sup>th</sup></b> eighteenth	<b>19<sup>th</sup></b> nineteenth	<b>20<sup>th</sup></b> twentieth
<b>21<sup>st</sup></b> twenty-first	<b>22<sup>nd</sup></b> twenty-second	<b>23<sup>rd</sup></b> twenty-third	<b>24<sup>th</sup></b> twenty-fourth	<b>25<sup>th</sup></b> twenty-fifth	<b>26<sup>th</sup></b> twenty-sixth	<b>27<sup>th</sup></b> twenty-seventh
<b>28<sup>th</sup></b> twenty-eighth	<b>29<sup>th</sup></b> twenty-ninth	<b>30<sup>th</sup></b> thirtieth	<b>31<sup>st</sup></b> thirty-first			

**3 Look. Listen and write.** TR: A19



April 25<sup>th</sup>



**4 Make your calendar. Ask and answer.**

Where were you on July 26<sup>th</sup>?

I was at a zoo.



Month: July

Monday	Tuesday	Wednesday	Thursday	Friday	Saturday	Sunday
			1	2	3	4
5	6	7	8	9	10	11
12	13	14	15	16	17	18
19	20	21	22	23	24	25
26 zoo	27	28	29	30	31	

## Unit 1

# Animal Habitats

Look and check. ✓✎

1. There are \_\_\_\_\_ lions.

three

four

2. They're \_\_\_\_\_.

calm

angry



A group of resting lions, Tanzania

## LESSON 1

1 Look and listen. Repeat. TR: A20

2 Listen and point. Say. TR: A21



a cave



a desert



a forest



a hive



an island



ice



mud



a nest

3 Look and **circle**. Listen and check the answers. TR: A22



1. caves / deserts



2. islands / ice



3. hives / nests



4. a nest / mud



5. mud / ice

4 Ask and answer.

Where do **baby ducks** live?



They live **in nests**.



**1 Look and listen. Repeat. TR: A23**

**2 Role-play the conversation.**



**3 Reorder the words. Write the sentences.**

1. thinks / is / Tom / . / the desert / hot and dry

\_\_\_\_\_

2. birds and bees / People / can see / . / in forests

\_\_\_\_\_

3. thinks / . / Mary / white bears / live in forests

\_\_\_\_\_

4. in the mud / Mary / looks at / a hippo / . / a photo of

\_\_\_\_\_

**LESSON 3**

**1 Look and listen. Repeat. TR: A24**

Eddie: Do bees live in hives or nests?  
 Freddy: They live in hives.



**2 Reorder the words. Write the sentences.**

1. pigs / ? / Do / live / on / in / forests / ice / or \_\_\_\_\_
2. in / They / forests / . / live \_\_\_\_\_
3. hives / Do / live / in / or / baby birds / nests / ? \_\_\_\_\_
4. live / They / caves / . / in \_\_\_\_\_

**3 Look. Ask and answer. Listen and check the answers. TR: A25**



1.  forests  deserts



2.  caves  rivers



3.  oceans  islands



4.  hives  nests



5.  mud  ice

**4 Draw. Ask and answer.**



Do **tigers** live in **forests** or **deserts**?

They live **in forests**.

They live **in deserts**.

Do **hamsters** live **on ice** or **in deserts**?



1 Look. Listen and number. TR: A26 

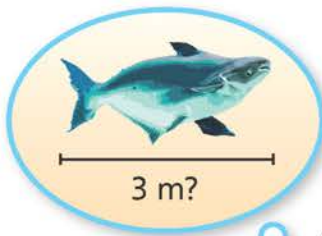


2 Read. Listen again and circle. TR: A27 

- |  |      |       |
|--|------|-------|
| 1. The saola lives in the desert.                | True | False |
| 2. A saola looks like a unicorn.                 | True | False |
| 3. The Mekong giant catfish lives in the ocean.  | True | False |
| 4. The catfish can grow up to three meters long. | True | False |

3 Ask and answer.



- Where do saolas live?
- What does a saola look like?
- Do Mekong giant catfish live in the river or in the ocean?
- Are all Mekong giant catfish three meters long?



## LESSON 5

1 Look and listen. Repeat. TR: A28

2 Look. Point and say.



3 Listen and draw lines. TR: A29

pouch •

tongue •

claws •

horns •

beak •

fur •

build nests

fight

clean its body

keep warm

catch fish

carry its baby

4 Ask and answer. Act like the animals.

What do you know about **goats**?



A goat fights with its horns.

1 Look and listen. Repeat. TR: A30

2 Role-play the conversation.



3 Read again and write.

1. The bear is \_\_\_\_\_ a fish.
2. The lions do not \_\_\_\_\_.
3. The boys can see the long \_\_\_\_\_ of the giraffe.
4. The baby kangaroo is in a \_\_\_\_\_.

## LESSON 7

### 1 Look and listen. Repeat. TR: A31

**Polly:** Giraffes use their long tongues to clean their ears.

**Mia:** Goats use their horns to fight.



### 2 Read and circle. Listen and check the answers. TR: A32


- Pandas use their fur \_\_\_\_\_ to fight / to keep warm
- Kangaroos use their pouches \_\_\_\_\_ to keep warm / to carry babies
- Bears use their claws \_\_\_\_\_ to catch fish / to carry babies
- Peacocks use their beaks \_\_\_\_\_ to fly / to eat
- Rhinos use their horns \_\_\_\_\_ to fight / to keep clean

### 3 Complete the sentences. Use the words in the box.

- Birds use their beaks \_\_\_\_\_.
- Goats use their fur \_\_\_\_\_.
- Dogs use their tongues \_\_\_\_\_.
- Kangaroos use their pouches \_\_\_\_\_.
- Buffalos use their horns \_\_\_\_\_.
- Cats use their claws \_\_\_\_\_.

keep warm      carry babies  
catch mice      build nests  
fight              drink water

### 4 Make cards. Ask and answer.



Ducks use **their beaks** to eat.

Cats use **their tongues** to clean their bodies.



1 Look. Listen and check. ✓ TR: A33 ✎



Which animals are the speakers talking about?



2 Read. Listen again and write. TR: A34 ✎

1. Jack and Anna are looking at a \_\_\_\_\_.
2. \_\_\_\_\_ use their tongues to smell.
3. \_\_\_\_\_ use their tongues to find food.

3 Read and circle. ✎

1. Who is afraid of snakes?
  - a. Jack
  - b. Anna
  - c. Jack and Anna
2. Where are Jack and Anna?
  - a. At the library
  - b. At the stadium
  - c. At the zoo

**LESSON 9**

**1 Listen and repeat. TR: A35**

Do bees live in hives or nests?

Do white bears live in deserts or on ice?

**2 Listen and sing. TR: A36**

*Do bears live in nests or caves? Nests or caves? Nests or caves?*

*Do bears live in nests or caves? Can you tell?*

*Do bees live in hives or on ice? Hives or ice? Hives or ice?*

*Do bees live in hives or on ice? Can you tell?*

*Do kangaroos have pouches or horns? Pouches or horns? Pouches or horns?*

*Do kangaroos have pouches or horns? Can you tell?*

*Do giraffes have short or long tongues? Short or long tongues? Short or long tongues?*

*Do giraffes have short or long tongues? Can you tell?*


**3 Play the game: Word Maze.**










Do **white bears** live in **deserts** or **on ice**?





They live **on ice**.




**START** ————  desert

 **ice**  mud  nest  hive

 desert  ocean  **ice**

 hive  ocean  mud  nest

   **FINISH**



1 Look and say.

I like **hippos**. They **play in the mud**. They have **big mouths**. They don't have **pouches**.



2 Ask and answer. Write.

	Friend 1:	Friend 2:	Friend 3:
1. What's your favorite animal?	_____	_____	_____
2. Do they live _____ or _____?			
3. Do they have _____?			
4. What can they do with their _____?			

3 Present.

	Friend 1: <u>Mai</u>	Friend 2: <u>Nam</u>	Friend 3: <u>Phong</u>
1. What's your favorite animal?	<b>frog</b>	<b>bear</b>	<b>hippo</b>
2. Do they live <b>in caves</b> or <b>in mud</b> ?	<b>caves, mud</b>	<b>caves</b>	<b>mud</b>
3. Do they have <b>big mouths</b> ?	<b>yes</b>	<b>yes</b>	<b>yes</b>
4. What can they do with their <b>tongues</b> ?	<b>catch food</b>	<b>eat food</b>	<b>eat food</b>

Mai really likes frogs. Frogs live in caves and in mud. They have big mouths. They can catch food with their tongues.

## LESSON 11

### 1 Listen and read. TR: A37

# Rainforests

Rainforests are warm, wet forests with four parts.

#### Emergent

This part has the tops of tall trees. Many birds, butterflies, and other insects live here.



#### Canopy

In this part, you can see many leaves. Birds, spiders, tree frogs, monkeys, and snakes live here.



#### Understory

It's dark, wet, and cool here. There aren't many plants, but there are many snakes, lizards, and jaguars.



#### Forest floor

Many insects and spiders live in this part. Many large animals and people also live here.



### 2 Read again and draw lines.

- |  |   |                   |
|--|---|-------------------|
| 1. This part is wet and cool.                      | • | • a. Emergent     |
| 2. Many birds, butterflies, and insects live here. | • | • b. Canopy       |
| 3. You can see many leaves here.                   | • | • c. Understory   |
| 4. Many insects and spiders live here.             | • | • d. Forest floor |
| 5. Jaguars and lizards live here.                  | • |                   |

### 3 Read again and circle.

- |   |      |       |
|---|------|-------|
| 1. The rainforest has different parts.                          | True | False |
| 2. Snakes live in the emergent part of the forest.              | True | False |
| 3. There's a lot of light in the understory part of the forest. | True | False |
| 4. People live in the canopy part of the forest.                | True | False |

**1 Read and draw lines.** 

- |              |   |                     |   |                          |
|--------------|---|---------------------|---|--------------------------|
| 1. Kangaroos | • | • use their claws   | • | • to catch fish.         |
| 2. Bears     | • | • use their beaks   | • | • to eat.                |
| 3. Peacocks  | • | • use their pouches | • | • to carry their babies. |

**2 Complete the sentences.** 

frogs      catch      animals      tongues

There are many (1) \_\_\_\_\_ in rainforests, like peacocks, tigers, snakes, and frogs. My favorite animals are the (2) \_\_\_\_\_. They live in caves. They use their (3) \_\_\_\_\_ to (4) \_\_\_\_\_ insects.

**3 Write about animals around you. Write 25–35 words.** 

There are \_\_\_\_\_ use \_\_\_\_\_  
 to \_\_\_\_\_ They live \_\_\_\_\_  
 \_\_\_\_\_

Cánh Diều

**1** Look and listen. Repeat. TR: A38

## Protect animal habitats.

We take care of our homes. We make sure our rooms are clean and our toys are in the right place. Just like us, animals have homes, too. Animals make homes in their habitats. They can find food and water in their habitats. Remember that we share our world with animals. Let's be good neighbors to our animal friends and help to protect their homes.

**2** Read and check. ✓✎

What do you do to protect animal habitats?

- Throw trash into oceans
- Keep rivers clean
- Cut trees
- Plant trees
- Protect the forest
- \_\_\_\_\_

**3** Ask and answer.

1. Do you plant trees to protect animal habitats?
2. Do you keep the water clean to protect animal habitats?
3. What else do you do to protect animal habitats?

A jaguar in the Yasuní National Park, Ecuador

## Unit 2

# Let's Eat



**Look and check.** ✓✎

1. This animal is next to \_\_\_\_\_.

- a fork     a spoon

2. It is \_\_\_\_\_.


- sleeping     eating

A gecko at a restaurant in Hawaii, US

# LESSON 1

1 Look and listen. Repeat. TR: A39

2 Listen and point. Say. TR: A40



beans



chips



ice cream



rice



chocolate



yogurt




meat



noodles

3 Look at the pictures in 2. Listen and write (✓) or (X). TR: A41

4 Write. Ask and answer.



Are there any chips in the fridge?

Is there any meat in the fridge?

No, there aren't.

Yes, there is.

1 Look and listen. Repeat. TR: A42

2 Role-play the conversation.

Mom, can we make very strange food?

Yes, we can.

How about rice with noodles?

1 Can we make yogurt ice cream?

Sure. That's a good idea.

2 That's great!

Next, we can make chocolate beans.

How?

Now, meat yogurt!

3 We put chocolate on beans.

Um...

4 No, Andy! That's yucky.

3 Read again and write.

1. Andy wants to make \_\_\_\_\_ ice cream and rice \_\_\_\_\_.
2. His mom thinks the two dishes are \_\_\_\_\_.
3. Andy also wants to make chocolate \_\_\_\_\_ and \_\_\_\_\_ yogurt. His mom doesn't like them.

# LESSON 3

## 1 Look and listen. Repeat. TR: A43

Mia: May I have some chips, please?  
 Mia's mom: Not right now. Dinner is at 7:00.  
 Freddy: Would you like some ice cream?  
 Mia: Yes, please.



## 2 Read and write.

1. Mike: May I have some beans?

Dad: \_\_\_\_\_  
 Dinner is at 6:00.

2. Hoa: \_\_\_\_\_

Phong: Of course.

3. Molly: May I have some rice?

Mum: \_\_\_\_\_

Not right now.  
 Of course.  
 May I have some chocolate?

## 3 Look. Listen and write (✓) or (✗). TR: A44




## 4 Draw. Ask and answer.

Would you like some **ice cream**?

No, thank you.  
 Not right now.

May I have some **noodles**, please?

Yes, of course.





1 Look. Listen and check. ✓ TR: A45

Which food(s) do the speakers NOT name?



2 Read. Listen again and write. TR: A46

1. Frank is eating \_\_\_\_\_.
2. Cows and \_\_\_\_\_ eat plants.
3. People and some animals like eating both \_\_\_\_\_ and plants.
4. Mr. Robert thinks Frank should eat \_\_\_\_\_.

3 Ask and answer.

1. What do horses and bears both eat?
2. What animals only eat meat?
3. What animals only eat plants?
4. Do you know of other animals that eat both meat and plants?

## LESSON 5

1 Look and listen. Repeat. TR: A47

2 Look. Point and say.



a bottle of oil



a bowl of sugar



a box of cereal



a can of soda



a glass of juice



a jar of olives



a loaf of bread



a piece of cake

3 Read and write. 

1. We want a \_\_\_\_\_ of bread.
2. They want a \_\_\_\_\_ of sugar.
3. She wants a \_\_\_\_\_ of cake.
4. I want a \_\_\_\_\_ of cereal.
5. I want a \_\_\_\_\_ of soda.
6. He wants a \_\_\_\_\_ of juice.
7. He wants a \_\_\_\_\_ of olives.
8. I want a \_\_\_\_\_ of oil.

4 Play the game: Chain Game.

I want a glass of juice.

He wants a glass of juice.  
I want a piece of cake.

He wants a glass of juice.  
She wants a piece of cake.  
I want a can of soda.

1 Look and listen. Repeat. TR: A48

2 Role-play the conversation.




3 Read again and write.

1. Andy is cooking. He wants a bottle of \_\_\_\_\_, a bowl of \_\_\_\_\_, and a \_\_\_\_\_ of bread.
2. There are no \_\_\_\_\_ in the fridge.
3. Andy wants a glass of \_\_\_\_\_ and Jane wants a glass of \_\_\_\_\_.

## LESSON 7


### 1 Look and listen. Repeat. TR: A49

Polly: Are there any olives in the jar?  
 Freddy: Yes, there are a few olives.  
 Polly: Are there any sandwiches in the box?  
 Freddy: Yes, there are many sandwiches.  
 Freddy: Is there any soda in the bottle?  
 Polly: Yes, there's a little soda.  
 Freddy: Is there any oil in the bottle?  
 Polly: Yes, there's a lot of oil.  
 Freddy: Is there a lot of juice in the glass?  
 Polly: No, there isn't much.



- **a few, many, a lot of:** countable nouns (eggs, cookies, bananas, apples, beans...)
- **a little, much, a lot of:** uncountable nouns (milk, meat, milkshake, juice, rice, soda, soup, tea, water, ice cream, chocolate...)

### 2 Look. Listen and number. TR: A50



### 3 Read and circle.

1. Peter: Is there / Are there any milk in the bottle?  
 Sam: Yes, there is a little / a few milk.
2. Tam: Is there / Are there a lot of juice left in the fridge?  
 Nam: No, there isn't much / many juice left.
3. Linh: I love beans! Is there / Are there any beans left?  
 Linh's mother: Yes, there are a lot of / much beans left in the fridge.

### 4 Spin. Ask and answer.

Is there any cereal in the box?

Yes, there is a lot of cereal.



1 Look. Listen and check. ✓ TR: A51

Who are the speakers?



2 Read. Listen again and check. ✓ TR: A52

1. Whose birthday is it?  
 the mom's     the son's     the daughter's
2. What kind of cake do they choose for the birthday party?  
 chocolate     orange     cheese
3. How many cans of soda are there in the fridge?  
 one     three     five

3 Listen again and write. TR: A53

What do they have for the boy's birthday?

\_\_\_\_\_, \_\_\_\_\_, \_\_\_\_\_, and \_\_\_\_\_.

## LESSON 9

### 1 Listen and repeat. TR: A54

Do you like chocolate?

Are there any olives?

Is there any rice?

Yes, there are olives.

Yes, there is some rice.

### 2 Listen. Sing and clap. TR: A55

Let's eat!

Do you like chocolate?

Let's eat!

Do you like bread?

Let's eat!

Do you like noodles?

Let's eat!

Are there any olives?

Is there any rice?

Is there any yogurt?

May I have some, please?

Yes, there are olives.

Yes, there is some rice.

There isn't any yogurt.

Come and eat with me.

### 3 Play the game: Let's Go Shopping.

Do you like **chocolate**?

No, sorry.

Yes, I do! Let's buy some.  
Do you like **yogurt**?

chocolate  
olives  
cereal  
soda  
cake

yogurt  
cookie  
 chocolate  
orange juice  
chips

1 Draw and say.



I like chocolate milk and beans. I have a lot of chocolate milk in my glass and many beans in my bowl.



2 Ask and answer. Write.

	Friend 1:	Friend 2:	Friend 3:
1. What do you like to eat / drink?	_____	_____	_____
2. How many _____ do you have in your _____?			
3. How much _____ do you have in your _____?			

3 Talk about your friends.

Anne loves chocolate milk and beans. There is a lot of chocolate milk in her glass, and there are a few beans in her bowl.

	Friend 1: Anne	Friend 2: Bob	Friend 3: Mike
1. What do you like to eat / drink?	chocolate milk / beans	orange juice / chips	milk / bread
2. How many <u>beans</u> do you have in your <u>bowl</u> ?	a few beans	none	none
3. How much <u>milk</u> do you have in your <u>glass</u> ?	a lot of milk	none	a little milk

1 Listen and read. TR: A56

## Super Snacks

People eat snacks such as fruit, chips, nuts, and candies. But what other snacks do they enjoy?

Do you like fried butter or garlic ice cream? What about ice cream with fish? You can eat these snacks in some parts of North America.

In some countries in Latin America, you can eat insects such as ants, termites, and grasshoppers. In some parts of Asia, you can eat fried silkworms, water bugs, and scorpions on sticks.

In Australia, some people like to eat honey ants. In other places, lollipops with insects are popular.



2 Read again and circle.


- What snacks do people enjoy?
  - fruit
  - chips and nuts
  - insects and candies
  - a, b, and c
- Where do people eat ants as snacks?
  - in North America
  - in Latin America
  - in Australia
  - b and c
- Which is NOT an example of a snack in the text?
  - fruit
  - ants
  - sticks
  - chips


3 Read again. Complete the sentences.

- Some people in \_\_\_\_\_ eat garlic ice cream.
- Grasshoppers are snacks in \_\_\_\_\_.
- Some people in Asia eat \_\_\_\_\_ on sticks.
- In some places, people eat lollipops with \_\_\_\_\_.



1 Look. Read and complete the sentences. 

1.  I often have rice and \_\_\_\_\_ for breakfast.

2.  I drink a \_\_\_\_\_ of soda after dinner.

3.  My favorite snack is \_\_\_\_\_ cake.

4.  I eat \_\_\_\_\_ as a healthy snack.

2 Read and circle. 

I have three (meals / food) a day. I eat noodles and drink a (glass / piece) of juice for breakfast. I have (rice / sugar) for lunch and dinner. I also love (eating / drinking) snacks. My favorite snacks are chips and ice cream.

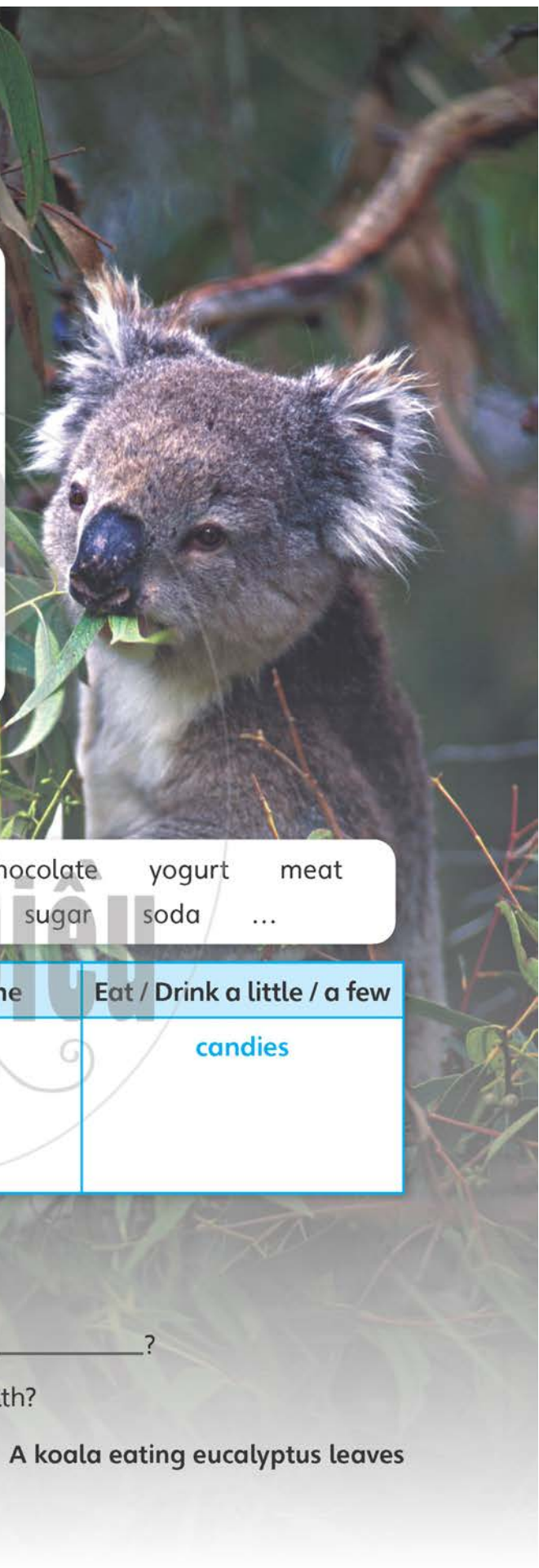
3 Write about your meals and snacks. Write 30–35 words. 

I have \_\_\_\_\_ meals a day. I often have \_\_\_\_\_  
 \_\_\_\_\_ . I love eating snacks. My favorite snacks are  
 \_\_\_\_\_  
 \_\_\_\_\_

1 Look and listen. Repeat. TR: A57

# Eat good food.

Fruits and vegetables are yummy and great for your body. They have vitamins to help you grow big and strong! Be sure to eat a rainbow of colors because each fruit or vegetable has its own special vitamins. Also, don't forget to drink water every day. It keeps you healthy and your body loves it. You can also drink milk to keep your bones strong or drink juice to get more energy.



2 Read and write.

- beans    chips    ice cream    rice    chocolate    yogurt    meat  
noodles    vegetables    candies    sugar    soda    ...

Eat / Drink a lot of	Eat / Drink some	Eat / Drink a little / a few
beans	meat	candies

3 Ask and answer.

1. What do you eat or drink every day?
2. Do you eat / drink a lot of beans / candies / \_\_\_\_\_?
3. Do you think it's / they're good for your health?

A koala eating eucalyptus leaves

# Project 1

## 1 Look. Find the words and say.

beansathchipsalesugartrricellchocolatefameatpolivesnbreadyoilasodawjuiceaa

## 2 Ask and answer.

Which word can you see?

I see *beans*.

Do you like beans?

Yes, I do.

## 3 Make a food pyramid.



1. Draw a pyramid.



2. Draw some foods and drinks. Color.



3. Cut the pyramid, foods, and drinks out.



4. Stick.

## 4 Talk about your pyramid.



This is my food pyramid. I eat a lot of **rice, vegetables, and fruits**. I drink **milk**, too. I think they are good for me. I don't eat **any candies because they aren't good for my health**.

# Stop and Check 1A

✓ Would you \_\_\_?



Start

Do \_\_\_ live \_\_\_ or \_\_\_?



Does \_\_\_ live \_\_\_ or \_\_\_?

✗ \_\_\_ there any \_\_\_?



\_\_\_ use \_\_\_ to \_\_\_.

✗ \_\_\_ there any \_\_\_?



Do \_\_\_ live \_\_\_ or \_\_\_?

✓ \_\_\_ there any \_\_\_ in the \_\_\_?



✓ \_\_\_ there any \_\_\_ in the \_\_\_?



\_\_\_ use \_\_\_ to \_\_\_.



Win = 2 spaces      Lose = 1 space

✗ \_\_\_ there any \_\_\_?



\_\_\_ use \_\_\_ to \_\_\_.

\_\_\_ use \_\_\_ to \_\_\_.



\_\_\_ use \_\_\_ to \_\_\_.

\_\_\_ use \_\_\_ to \_\_\_.



# Finish

Do \_\_\_ live \_\_\_ or \_\_\_?



✓ \_\_\_ there any \_\_\_?



Do \_\_\_ live \_\_\_ or \_\_\_?



✓ \_\_\_ there any \_\_\_ in the \_\_\_?



\_\_\_ use \_\_\_ to \_\_\_.



✗ \_\_\_ there any \_\_\_?

Look. Ask and answer.

Would you like some bread?



Yes, please.



\_\_\_ use \_\_\_ to \_\_\_.



✓ \_\_\_ there any \_\_\_ in the \_\_\_?



Does \_\_\_ live \_\_\_ or \_\_\_?

# Stop and Check 1B

## 1 Look. Listen and circle. TR: A58



## 2 Reorder the words. Write the sentences.

1. some meat / . / There / in the fridge / is

\_\_\_\_\_

2. to catch / Some frogs / . / their tongues / use / food

\_\_\_\_\_

3. their beaks / Birds / their nests / . / with / can build

\_\_\_\_\_

4. much / in the fridge / There isn't / in the can, / but there are / orange juice / . / some oranges

\_\_\_\_\_

## 3 Read and write.

There are different types of animal homes, but many animals need trees for their homes. Birds build nests on tree branches. Bats don't make nests. They like to stay in tree holes. Many squirrels do, too.

Animals also eat different types of food. Some animals, like rabbits and giraffes, eat plants. Others, like crocodiles, eat meat. And some animals eat both plants and meat, just like us!

1. Many animals need trees for their \_\_\_\_\_.
2. Birds live in \_\_\_\_\_ in trees.
3. Bats and squirrels live in \_\_\_\_\_ holes.
4. Rabbits eat plants, but crocodiles eat \_\_\_\_\_.
5. People and some animals eat both \_\_\_\_\_ and meat.

## 4 Point. Ask and answer.

1. May I have some **beans**, please?
2. Would you like some **yogurt**?
3. \_\_\_\_\_?



## Unit 3

# On the Move!

Look and check. ✓✎

1. It's \_\_\_\_\_.

at midday       at midnight

2. There are a lot of \_\_\_\_\_.

cars       people

Mỹ Thuận Bridge, Vĩnh Long, Việt Nam


**LESSON 1**

**1 Look and listen. Repeat. TR: A59**

**2 Listen and point. Say. TR: A60**



an airplane



a boat



a bus



a helicopter



a motorcycle



a kick scooter



the subway



on foot

**3 Look. Listen and check. ✓ TR: A61**



**4 Ask and answer.**

Do you take a bus or the subway to the zoo?



I take the subway.



1 Look and listen. Repeat. TR: A62

2 Role-play the conversation.



3 Read and write.

- Jane wants to ride a \_\_\_\_\_, but it's with her cousin.
- Mom thinks Jane can take the \_\_\_\_\_ or the \_\_\_\_\_ to school.
- The \_\_\_\_\_ station is far from Jane's house.
- The \_\_\_\_\_ comes at 9 o'clock.
- Jane wants to ride her \_\_\_\_\_ to school like her \_\_\_\_\_.

## LESSON 3

### 1 Look and listen. Repeat. TR: A63

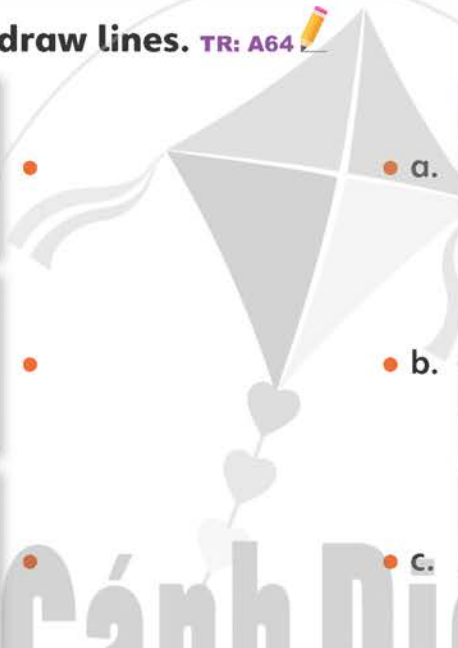

Eddie: Do you go to school by bus?

Mia: No, I don't. I go to school on foot.  
How do you go to school?

Eddie: I go to school by motorcycle.



### 2 Look. Listen and draw lines. TR: A64



### 3 Look at the pictures in 2. Write.

1. How does Nam go to school? \_\_\_\_\_

2. How does Molly go to school? \_\_\_\_\_

3. How does Linh go to school? \_\_\_\_\_

### 4 Spin. Ask and answer.

Do you go to **the park** by **bus**?

I go to **the park** by **kick scooter, too**.

**No, I don't. I go to the park by kick scooter.** How do you go to **the park**?



1 Look. Listen and check. ✓ TR: A65

What are the speakers talking about?



2 Read. Listen again and write. TR: A66

1. In Hồ Chí Minh City, \_\_\_\_\_ and \_\_\_\_\_ are very popular.
2. Many people in Cần Thơ and Đồng Tháp take \_\_\_\_\_.
3. There are floating \_\_\_\_\_ on some rivers.

3 Ask and answer.

1. How do people in Hồ Chí Minh City usually get around?
2. What do people sell on boats in Cần Thơ and Đồng Tháp?
3. Do you want to see the boats in Cần Thơ and Đồng Tháp?

## LESSON 5

1 Look and listen. Repeat. TR: A67

2 Look. Point and say.



drive



get on



get off



park



ride



cycle



row



fly

3 Read. Listen and **circle**. TR: A68

1. We are flying / cycling / rowing together.
2. She is driving / parking / taking her new car.
3. We are getting on / getting off / driving the school bus to go to school.
4. We are parking / getting off / riding our bikes next to the playground.
5. I'm taking / riding / driving my kick scooter to school.
6. We're getting off / getting on / rowing the boat to get closer to the ducks.
7. He is flying / getting on / taking an airplane.
8. They're getting on / riding / getting off the subway at the station closest to the park.

4 Play the game: Guessing.

He's rowing a boat.



She's flying an airplane.

1 Look and listen. Repeat. TR: A69

2 Role-play the conversation.



3 Read again and write.

1. Tom can't \_\_\_\_\_ a boat, but he wants to learn.
2. He goes to the lake with his dad by \_\_\_\_\_.
3. Tom is \_\_\_\_\_ to get on the boat.

**LESSON 7**

**1 Look and listen. Repeat.** TR: A70

**Mia:** Do you often ride your kick scooter to school?

**Freddy:** No, I never ride my kick scooter to school. My father always drives me to school.

**Mia:** How often do you ride your kick scooter in the park?

**Freddy:** I ride it twice a week.



**2 Look. Read and write.**

usually    often    sometimes    always    never



**3 Read. Listen and circle. Write.** TR: A71

- 1. ride a bike (  ) four times a week
- 2. fly an airplane (  ) \_\_\_\_\_
- 3. row a boat (  ) \_\_\_\_\_
- 4. ride a kick scooter (  ) \_\_\_\_\_
- 5. get on a bus (  ) \_\_\_\_\_

**4 Ask and answer. Write.**

Do you often ride your bike, Minh?

Yes, I do.

How often do you ride your bike?

I ride my bike three times a week.

	bike	boat	_____	_____
<b>Minh</b>	three times a week			
<b>Friend 1:</b> _____				
<b>Friend 2:</b> _____				

1 Look. Listen and check. ✓ TR: A72 ✎

Who is the girl's father?



2 Read. Listen again and check. ✓ TR: A73 ✎

1. On weekends, the girl and her dad always go to different cities.  True  False
2. They usually go to a river by bus.  True  False
3. The girl likes rowing boats.  True  False

3 Ask and answer.

1. Does the girl's father drive to different places in the city in the morning?
2. Do the girl and her father always ride their bicycles on weekends?
3. Where do they usually park their bicycles in the countryside?

## LESSON 9

### 1 Read and listen. Repeat. TR: A74

How do you get to school?

I always take a bus to school.

I never walk to school.

### 2 Listen and sing. TR: A75

*How do you get to school?*

*How do you get to school?*

*How do you get to school?*

*How do you get to school?*

*I often take the bus. I do, too.*

*I usually ride my bike. I do, too.*

*I never walk to school. Neither do I.*

*I never row a boat. Neither do I.*

*I sometimes take a ferry. So do I.*

*I go to school on foot. So do I.*

*I never fly an airplane. Neither do I.*

*I never take the subway. Neither do I.*

### 3 Write your song and sing.

*How do you get to school?*

*I \_\_\_\_\_.*

*I do, too.*

*I never \_\_\_\_\_.*

*Neither do I.*



1 Look and search. Say. 

R	E	R	S	C	M	F	A	R	D	R	C	O	M
C	B	R	E	T	P	O	C	I	L	E	H	O	E
I	T	O	T	A	C	S	F	E	S	E	T	A	A
Y	I	U	R	I	S	S	B	S	R	O	B	E	L
R	R	A	W	R	T	A	F	U	R	M	S	D	L
P	I	S	F	P	O	E	C	C	S	S	R	D	U
I	L	D	O	L	R	I	Y	P	O	O	E	E	H
A	V	C	E	A	E	C	A	Y	S	T	T	Y	T
D	T	T	O	N	L	W	L	A	R	R	O	I	O
E	Y	Y	R	E	A	L	A	W	L	U	O	C	A
R	R	S	Y	R	D	L	O	B	R	E	C	U	Y
Y	L	F	Y	I	U	L	R	U	O	R	S	W	R
R	C	R	B	P	E	S	T	S	W	O	C	C	E
M	R	I	E	B	C	C	U	E	V	I	R	D	Y

I can see the word *airplane*. I *never* go to school by airplane.



I can see the word *bus*. I *often* go to school by bus.

2 Ask and answer. 

	Friend 1: <i>Jane</i>	Friend 2:	Friend 3:
1. Do you take a bus to school?	<i>No</i>		
2. How do you get to school?	<i>on foot</i>		
3. How often do you go to Hà Nội / Đà Nẵng / ___?	<i>Hà Nội; twice a year</i>		
4. How do you go to Hà Nội / Đà Nẵng / _____?	<i>Hà Nội; train</i>		

3 Present.

Jane doesn't take a bus to school. She always gets to school on foot. She goes to Hà Nội twice a year. She goes there by train.



1 Listen and read. TR: A76

# Hot Air Balloons

People travel in different ways. Some take the plane or train. Others travel by motorcycle. But people also travel by balloon!

The International Balloon Fiesta is in Albuquerque, US, in October every year. About 600 colorful balloons go up in the sky at the same time.

How do they fly? First, people light a small fire when the balloon is on the ground. This makes the air inside the balloon hot. Hot air always goes up! So, the balloon starts to go up. Then, the wind moves the balloon along.



2 Read again. Complete the table.

The International Balloon Fiesta	
Where	(1) _____
When	(2) _____ every year
What	(3) About _____ go up _____



3 Read again. Reorder the sentences.

- a. The balloon flies with the wind.
- b. The balloon goes up into the air.
- c. People make a small fire on the ground.
- d. The air inside the balloon becomes hot.


**1 Look and read. Write the answers.** 

1.  How do you go to school?  
\_\_\_\_\_
2.  How does your mom go to work?  
\_\_\_\_\_
3.  How does your brother go to school?  
\_\_\_\_\_
4.  How does your dad go to work?  
\_\_\_\_\_

**2 Read and complete the text.** 

I travel in different ways. I (1) \_\_\_\_\_ my kick scooter to school every day. Sometimes, I go there (2) \_\_\_\_\_ foot with my friends. When it's rainy, my dad takes me to school (3) \_\_\_\_\_ motorcycle. On weekends, my parents and I (4) \_\_\_\_\_ the bus to the bookstore.

**3 How do you travel? Write 30–40 words. Begin with the following sentence.** 

I travel in different ways. \_\_\_\_\_

\_\_\_\_\_

\_\_\_\_\_


\_\_\_\_\_

\_\_\_\_\_

1 Look and listen. Repeat. TR: A77

## Be safe on streets.

Stay safe and follow the rules. Look both ways to make sure no cars or bikes are coming. Always cross at the crosswalk. There are special lights to show you when to cross the street. When the light is green, you can cross the street safely. When the light is red, you should wait. Walk on the sidewalk. Don't talk to strangers. Look for a police officer for help. Police officers are like real-life superheroes, and they're always ready to help kids.

2 Read and write. 

1. When I'm outside, I look both ways.
2. When I'm outside, I \_\_\_\_\_.
3. When I'm outside, I \_\_\_\_\_.

3 Ask and answer.

1. What should you do when you cross a street?
2. Who can you talk to when you need help?
3. What other ways can we stay safe when we're outside?

A boy waiting to cross the street

Unit 4

# Our Senses

**Look and check.** ✓ ✎

This person is \_\_\_\_\_.

- looking at the jellyfish
- smelling the jellyfish

A diver with jellyfish

**LESSON 1**

**1** Look and listen. Repeat. **TR: A78**

**2** Listen and point. Say. **TR: A79**



beautiful



ugly



quiet



loud



hard



soft



taste



smell

**3** Look. Listen and **circle**. **TR: A80**



red, hard, bad,  
good, soft



soft, quiet, loud,  
beautiful, bad



small, beautiful, brown,  
ugly, loud



soft, brown, hard,  
great, ugly

**4** Play the game: **Guessing.**

It's small and brown.  
It's hard. It smells  
great.

Yes, it is.



Is it a cookie?

1 Look and listen. Repeat. TR: A81

2 Role-play the conversation.



3 Read again and write.

1. Mary gives her grandmother beautiful \_\_\_\_\_.
2. Grandma is making delicious \_\_\_\_\_ for Mary.
3. Grandma doesn't like the music because it is too \_\_\_\_\_.
4. Mary wants to help Grandma wash the \_\_\_\_\_.

## LESSON 3

### 1 Look and listen. Repeat. TR: A82

Eddie: Did you smell the soup?

Mia: Yes, I smelled it. It was great.

Eddie: Did you smell the coffee?

Mia: No, I didn't. I didn't smell it.




### 2 Read. Ask and answer.

- |                           |     |                             |    |
|---------------------------|-----|-----------------------------|----|
| 1. Did / taste / noodles? | Yes | 3. Did / taste / milkshake? | No |
| 2. Did / smell / bread?   | Yes | 4. Did / smell / tea?       | No |

### 3 Look and read the answer. Write the questions.

1.  A: \_\_\_\_\_ ?  
B: Yes, I did. It was delicious.

2.  A: \_\_\_\_\_ ?  
B: No, I didn't smell them.

### 4 What food or drink did you have at the school canteen last week? Ask and answer.

Did you **taste the fish**?

**Yes, I did. It was spicy.**



chicken    chips    soda    coconut water    sandwich  
fish    beans    coffee    soup



1 Look. Listen and circle. TR: A83 

What is the speaker talking about?



2 Read. Listen again and check.  TR: A84 

1. Last week was the girl's birthday.  True  False
2. Her family went to the zoo last weekend.  True  False
3. She didn't enjoy her birthday.  True  False

3 Read. Listen again and write 1-2 words in each blank. TR: A85 

1. The girl listened to her \_\_\_\_\_ on the radio.
2. She \_\_\_\_\_ the sand and made a \_\_\_\_\_.
3. She \_\_\_\_\_ with her brother and her parents.
4. She liked the smell of \_\_\_\_\_.

## LESSON 5

1 Look and listen. Repeat. TR: A86

2 Look. Point and say.



sweet



juicy



salty



bitter



sour



spicy



burnt




fatty

3 Look at the pictures in 2. Listen and number. TR: A87 

4 Look at the pictures in 2. Ask and answer.

Did you **taste**  
the **coffee**?



Yes, I did. It was  
**bitter**.

1 Look and listen. Repeat. TR: A88

2 Role-play the conversation.



3 Read again and check. ✓✎

	sweet	salty	bitter	spicy	burnt	fatty	sour
the coffee cake							
the chocolate cake							
the chicken							

## LESSON 7

### 1 Look and listen. Repeat. TR: A89

**Polly:** Did you hear the music last night?

**Mia:** Yes, I did. It sounded loud.

**Polly:** Did you touch the rabbit?

**Mia:** Yes, I did. It felt soft.

**Polly:** Did you see the paintings?

**Mia:** Yes, I did. They looked beautiful.



### 2 Look. Listen and write. TR: A90



1. Yes, they \_\_\_\_\_ good.



3. They \_\_\_\_\_ ugly.



2. The fish \_\_\_\_\_ spicy.



4. The cookie \_\_\_\_\_ hard.

### 3 Look at the pictures in 2. Ask and answer.

### 4 Where were you yesterday? Draw. Ask and answer.

Yesterday, my sister and I were at home. We were in our kitchen.

Yes, I did. It tasted very salty. I didn't like it.



I see meat on the table. Did you taste the meat?



1 Look. Listen and check. ✓ TR: A91

What are Anna and Daniel talking about?



2 Read. Listen again and write. TR: A92

1. Anna's milk tasted \_\_\_\_\_ yesterday, but she thinks it tastes and smells \_\_\_\_\_ now.
2. The milk tastes a little \_\_\_\_\_.
3. Daniel tells Anna to keep milk in the \_\_\_\_\_.

3 Ask and answer.

1. What does Daniel ask Anna NOT to do?
2. Do you know any foods that spoil easily?
3. How do we keep food and drink fresh?

## LESSON 9

### 1 Read and listen. Repeat. TR: A93

How did the rice taste?

It tasted delicious.

### 2 Listen and sing. TR: A94

*How did the cake taste?*

*It tasted sweet.*

*How did the kitten look?*

*It looked cute.*

*Let's count our senses. 1, 2, 3, 4, 5!*

*Listen. Look. Feel. Taste. Smell.*

*It's great to be alive!*

*How did the drum sound?*

*It sounded loud.*

*How did the flower smell?*

*It smelled good.*

*How did the garden look?*

*It looked beautiful.*

*How did the hug feel?*

*It felt great!*

### 3 Ask and answer about the pictures. Use the correct intonation.

How did **the cookies** taste?



They tasted delicious.



1 Look and say.

I like **chocolate**. It **tastes bitter and sweet**.



I don't like **durian**. It **smells bad**.



2 Ask and answer. Write.

	Friend 1:	Friend 2:	Friend 3:
1. What food or drink did you have yesterday?			
2. How did it / they taste?			
3. How did it / they smell?			
4. How did it / they look?			

3 Play the game: Draw and Guess.



What did I have for **breakfast** yesterday?

It tasted **juicy**.

It felt **hard**.

It was **round and red**.

How did it taste?

How did it feel?

How did it look?

I know. **An apple!**



1 Listen and read. TR: A95

# Amazing Animal Senses

Many animals have amazing senses. Do you walk on your dinner to taste it? Well, a butterfly does—it tastes with its feet!

Seals use their whiskers to feel fish 180 meters away. Bears can smell things up to 32 kilometers away. Spiders don't have ears, but they use small hairs on their legs to hear things.

Chameleons can see very well. One eye looks up, and the other eye looks down. Chameleons can see all around them!



2 Read again. Check the animals in the text. ✓✎



3 Read again and write. ✎

1. \_\_\_\_\_ use their feet to taste.
2. Seals use \_\_\_\_\_ to feel.
3. Spiders use \_\_\_\_\_ on their \_\_\_\_\_ to hear.
4. Chameleons use \_\_\_\_\_ to see. Chameleons can look up with one \_\_\_\_\_ and down with the other \_\_\_\_\_ at the same time.



1 Listen and read. Match. TR: A96



• a. This animal can't see, but it can hear very well.

• b. This animal can use its long trunk to smell things.

• c. This animal has five eyes, and it can see flowers from far away.

• d. This animal can find missing people because it has a good sense of smell.

2 Complete the sentences.

There are many interesting animals in my country. I like \_\_\_\_\_ (dogs / peacocks) because they have a good sense of \_\_\_\_\_ (touch / smell). They can \_\_\_\_\_ (touch / smell) things with their \_\_\_\_\_ (feet / noses). I also like \_\_\_\_\_ (elephants / parrots) because they are \_\_\_\_\_ (big / beautiful). They can smell things with their \_\_\_\_\_ (trunks / beaks).

3 Write about animals around you. Write 30–40 words.

There are many interesting animals in my country. I like \_\_\_\_\_ because \_\_\_\_\_

I also like \_\_\_\_\_

\_\_\_\_\_

\_\_\_\_\_

1 Look and listen. Repeat. TR: A97

# Enjoy the world through our senses.

Take time to enjoy the world around you. Look at the sky. What do you see? Listen to the birds. What do you hear? Taste the rain. Is it sweet? Smell the flowers. How do they smell? Touch the trees. How do they feel? Do you like your senses?

2 Read and match. Share.

- |       |       |         |         |         |        |
|-------|-------|---------|---------|---------|--------|
| eyes  | nose  | ears    | music   | parrots | rain   |
| mouth | arms  | fingers | flowers | toys    | lemons |
| feet  | hands |         | milk    |         |        |

I use my ears to listen to music. It / They sounds good.

I use \_\_\_\_\_ to \_\_\_\_\_. It / They \_\_\_\_\_.

I use \_\_\_\_\_ to \_\_\_\_\_. It / They \_\_\_\_\_.

3 Ask and answer.

- Can you see the sky? How does it look?
- Can you \_\_\_\_\_? How do they / does it \_\_\_\_\_?

Iguazú Falls, Argentina and Brazil

# Project 2

## 1 Look. Ask and answer.



## 2 Organize a taste test.



1. Bring in different kinds of food.



2. Work with a partner. Put on a blindfold and taste the food.



3. Make a survey sheet.



4. Use a table. Ask and answer. Write.

## 3 Talk about the taste test.

I tasted **lemon, chocolate, and milk**. The lemon tasted sour, the chocolate tasted bitter, and the milk tasted sweet. The lemon and milk were easy to guess, but the chocolate wasn't. I got it wrong!



# Stop and Check 2A

Start



Did \_\_\_ taste \_\_\_?



Did you \_\_\_  
the chair?



\_\_\_ tasted \_\_\_.



Did \_\_\_ taste \_\_\_?



\_\_\_ looked \_\_\_.



Do you often \_\_\_  
near your house?



Did you hear \_\_\_?



Do you \_\_\_ by \_\_\_?



Do you often \_\_\_?



Did you taste \_\_\_?



Did \_\_\_ see \_\_\_?



Win = 2 spaces  
Lose = 1 space



Do you often \_\_\_?



\_\_\_ tasted \_\_\_



\_\_\_ smell \_\_\_?



How often \_\_\_?



Did \_\_\_ hear \_\_\_?



How do you \_\_\_?



Do \_\_\_ often \_\_\_?



How often \_\_\_?



Do you \_\_\_ by \_\_\_?



Yes, I did. It tasted great.

Look. Ask and answer.

Did you taste the chicken?



# Finish

# Stop and Check 2B

## 1 Look. Listen and circle. TR: A98



## 2 Reorder the words. Write the sentences.

1. new shirt / The / looked / . / ugly

\_\_\_\_\_

2. always / My sister / rides / . / to school / a kick scooter

\_\_\_\_\_

3. but I / . / I / the coffee, / didn't drink / it / smelled /

\_\_\_\_\_

4. didn't taste / I / the meat / it / looked fatty / . / because /

\_\_\_\_\_



## 3 Read and circle.



Jason usually goes to school by bike. Last Monday, he was sick, so he went to school by bus. From the bus window, he saw many different people and places. He also saw his classmate, Harry. They sat next to each other and talked about what they liked. After class, they usually cycle or ride their kick scooters at the park. They also want to learn to make chocolate ice cream someday. Jason was happy because he went to school by bus last Monday. Now, he has a new friend!



- |  |      |       |
|--|------|-------|
| 1. Jason always goes to school by bus.                       | True | False |
| 2. He could see many different things from the bus window.   | True | False |
| 3. Jason and Harry cycle at the park after school sometimes. | True | False |
| 4. They want to learn to make chocolate.                     | True | False |



# Units 1-4 Review



## 1 Look. Listen and check. TR: A99 ✓✎

1.   

2.   

3.   

4.   

5.   

## 2 Read and circle. ✎

1. Do sharks live in rivers or oceans? Yes, they do. / They live in oceans.
2. Is there any sugar in the bowl? Yes, there is a little. / Yes, there are a few.
3. Would you like some noodles? Yes, please. / Yes, I do.
4. Do you go to school by motorcycle? Yes, I am. / No, I don't.
5. Did you taste the coffee? Yes, I do. / No, I didn't.

## 3 Look. Ask and answer.

Did you hear the song?

Yes, I heard it.  
It sounded great.



# Units 1–4 Review

## 4 Read and check.

Hi,

My name is John. I usually go to school on foot because I live near my school. On weekends, my best friend Kate and I usually ride our kick scooters together. Do you like riding kick scooters, too? What's your favorite way to get around?

Last week, we planted vegetables at our school farm. I love vegetables, and we have a lot of them at home. Kate doesn't like fruit or vegetables. She likes chocolate, and she always has a few boxes of chocolate at home! How about you? What's your favorite food?

Best,

John

1. John usually goes to school by bus.  True  False
2. He lives far away from his school.  True  False
3. John and his best friend usually ride their kick scooters on weekends.  True  False
4. John and Kate planted vegetables at their school farm last week.  True  False
5. Kate doesn't often have chocolate at home.  True  False
6. John likes chocolate, and Kate likes vegetables.  True  False

## 5 Write a short letter to John. Write 30–40 words.

---

---

---

---

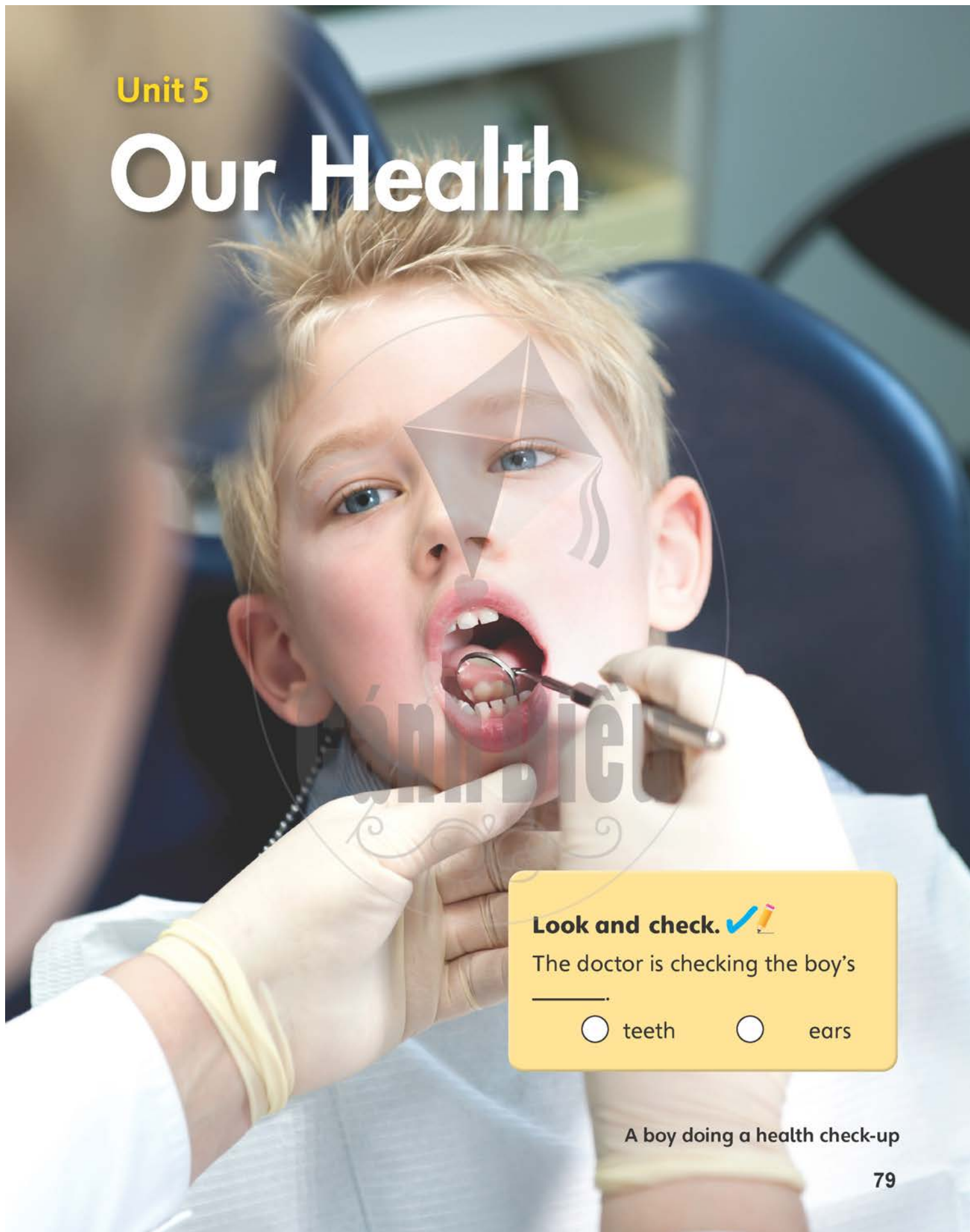
---

---



Unit 5

# Our Health



**Look and check.** ✓✎

The doctor is checking the boy's

\_\_\_\_\_.

teeth

ears

A boy doing a health check-up

## LESSON 1

1 Look and listen. Repeat. TR: B1

2 Listen and point. Say. TR: B2




a fever



a toothache



take some medicine



get some rest



a cough



a headache



a cold



see a dentist

3 Read. Listen and draw lines. TR: B3

1. a cold

a. drink warm water

2. a cough

b. get some rest

3. a toothache

c. take some medicine

4. a headache

d. see a dentist

4 Play the game: Guessing.

Do you have a cold?

No, I don't.

Do you have a fever?

Yes, I do. I have a fever.  
My head feels hot!

Please take some medicine  
and get some rest.



1 Look and listen. Repeat. TR: B4

2 Role-play the conversation.



3 Read and write.

Who?	
1. _____	... touch(es) Tom's head.
2. _____	... think(s) Tom should take some medicine.
3. _____	... want(s) to call Tom's father.
4. _____	... think(s) Tom should get some rest.
5. _____	... is/are worried about Tom's health.

**LESSON 3**

**1 Look and listen. Repeat. TR: B5**

**Polly:** What's the matter?

**Mia:** I have a toothache. Should I take some medicine?

**Polly:** No, you shouldn't. You should see a dentist.



**2 Read. Listen and check. TR: B6**

1. a fever

get some rest

take some medicine

2. a cold

drink warm water

get some rest

3. a toothache

take some medicine

see a dentist

4. a cough

drink warm water

take some medicine

**3 Look. Read and write.**

1.



**Kim:** You look so tired. What's \_\_\_\_\_?

**Alan:** I have \_\_\_\_\_.

**Kim:** Oh dear, you \_\_\_\_\_ take some medicine and drink more water.

2.



**Eli:** \_\_\_\_\_ the matter?

**Lia:** \_\_\_\_\_ a headache.

**Eli:** Oh no, that's not good. You \_\_\_\_\_ go to the concert. You should get some \_\_\_\_\_ at home.

**4 Look. Ask and answer.**

What's the matter?

I have a cold.

You should **take some medicine**.  
You **shouldn't go to school**.



1 Look. Listen and check. ✓ TR: B7 

Who are the speakers?



2 Read. Listen again and write. TR: B8 

Our bodies sometimes get sick. We may have a fever, cough,  
 (1) \_\_\_\_\_, or cold. When we are sick, we should  
 get some (2) \_\_\_\_\_. We may need to take some  
 (3) \_\_\_\_\_, too.

3 Ask and answer.

1. What's Ms. Nhi's job?
2. What should we eat or drink to take care of our bodies?
3. What else do you think we can do to take care of our bodies?

**LESSON 5**

**1** Look and listen. Repeat. **TR: B9**

**2** Look. Point and say.



a runny nose



a sore throat



a rash



keep your hands clean



a stomachache



sore eyes



drink ginger tea



rest your eyes

**3** Look at the pictures in **2**. Listen and number the health problems.

**TR: B10**

**4** Ask and answer. Write. You can use the phrases in the box.

What's the matter?

I have a sore throat.

Oh no! You shouldn't drink soda.  
You should drink ginger tea.

drink soda  
play in the rain  
eat fried food  
eat spicy food  
touch (your eyes) often  
wear tight clothes

Name	Health problems	Shouldn't ...	Should ...
Jane	sore throat	drink soda	drink ginger tea
Me			
Friend: _____			

1 Look and listen. Repeat. TR: B11

2 Role-play the conversation.



3 Read again and check. ✓✎

- |  |                            |                             |
|--|----------------------------|-----------------------------|
| 1. Yesterday, Andy had a fever and a sore throat.            | <input type="radio"/> True | <input type="radio"/> False |
| 2. He couldn't hear his father talking.                      | <input type="radio"/> True | <input type="radio"/> False |
| 3. He wanted to watch the soccer match on TV in the morning. | <input type="radio"/> True | <input type="radio"/> False |
| 4. His father didn't want him to watch the match at all.     | <input type="radio"/> True | <input type="radio"/> False |
| 5. He and his father could watch the match after school.     | <input type="radio"/> True | <input type="radio"/> False |

## LESSON 7

### 1 Look and listen. Repeat. TR: B12

Eddie: I didn't feel well yesterday.

Mia: Oh no! What was the matter?

Eddie: I had a sore throat.

Mia: So what did you do?

Eddie: I drank ginger tea and had a rest.



### 2 Read and write. Use the simple past forms of the verbs.



You weren't in school yesterday. \_\_\_\_\_ (be) you sick?  
What \_\_\_\_\_ (be) the matter?

I wasn't sick, but I \_\_\_\_\_ (have) a bad rash on my leg.



Oh no! What \_\_\_\_\_ (do) you do to feel better?

I \_\_\_\_\_ (keep) my leg clean and I \_\_\_\_\_ (go) to the hospital.



### 3 Look. Read and write. There is one word you don't need to use.

1. Anne: Yesterday, I had sore eyes.

Ben: Really? What \_\_\_\_\_ you do then?

Anne: I \_\_\_\_\_ my eyes clean and rested them.

2. Mark: I didn't feel well last night.

Julia: What was the matter?

Mark: I had a stomachache. I \_\_\_\_\_ ginger tea and \_\_\_\_\_ a rest.

3. Jane: I didn't feel well yesterday. I had a toothache.

Nam: Oh no, so what \_\_\_\_\_ you do?

Jane: I \_\_\_\_\_ a dentist. Then, I \_\_\_\_\_ some medicine.

did  
drank  
had  
took  
went  
kept  
saw

### 4 Spin. Ask and answer.

I didn't feel well yesterday.

What was the matter?

I had a fever.

Really. What did you do then?

I had a rest.





1 Look. Listen and number. TR: B13



2 Read. Listen again and check. TR: B14

- |   |                            |                             |
|---|----------------------------|-----------------------------|
| 1. Andy had a sore throat.                    | <input type="radio"/> True | <input type="radio"/> False |
| 2. Andy went to the hospital with his mother. | <input type="radio"/> True | <input type="radio"/> False |
| 3. The doctor gave Andy some medicine.        | <input type="radio"/> True | <input type="radio"/> False |
| 4. Andy felt better after lunch.              | <input type="radio"/> True | <input type="radio"/> False |

3 Ask and answer.

1. What was the matter with Andy?
2. How did he feel after three days?
3. What did he learn after three days?

## LESSON 9

### 1 Listen and repeat. TR: B15

What's the **matter** with you?



I have a **sore throat**. I **can't** talk.



### 2 Listen and chant. TR: B16

What's the **matter**? What's the **matter**?



What's the **matter** with you?



What's the **matter**? What's the **matter**?



What's the **matter** with you?



I have a **headache**. I have a **cold**.



I have a **cough** and a **runny nose**.



I have a **sore throat**. I **can't** talk.



I need some **rest** and **ginger tea**.



### 3 Make your own chant. Chant and clap.

What's the **matter**?

I have \_\_\_\_\_.

I **can't** \_\_\_\_\_.

I need \_\_\_\_\_.

1 Look and say.

She has a headache. She should take some medicine and get some rest. She should drink warm water, too.



2 Ask and answer.

Find someone who... last month	Name	What he / she did
1. ... had a fever		
2. ... had a rash		
3. ... had a headache		
4. ... had a cough		
5. _____		
6. _____		

3 Talk about your friend.

Mai had a fever last month. She took medicine and went to bed early.

4 Play the game: Guessing.

1 Listen and read. TR: B17

## Sophie got sick!

Sophie stayed at home yesterday because she had a cold. Her mom gave her medicine to help her feel better and prepared a bowl of chicken soup for her. It smelled great and tasted delicious, but Sophie didn't finish it. She was too tired! Then, she drank a cup of ginger tea and got some rest. After an hour in bed, Sophie felt better. She was ready to play with her friends again!



2 Read again and circle. 

- |   |      |       |
|---|------|-------|
| 1. Sophie went to the hospital yesterday.         | True | False |
| 2. Sophie's mom helped her to feel better.        | True | False |
| 3. Sophie ate all of the soup and drank some tea. | True | False |
| 4. Sophie rested in bed all day.                  | True | False |

3 Read again. Ask and answer.

1. What was the matter with Sophie?
2. What did Sophie's mom give her?
3. What did Sophie think about the soup?
4. How did Sophie feel after she got some rest?



**1 Reorder the words. Write the sentences.** 

1. drink / Remember to / . / ginger tea / some

\_\_\_\_\_

2. get / should / . / Jane / some rest

\_\_\_\_\_

3. medicine / should / Scott / take / . / not

\_\_\_\_\_

4. should / the hospital / to / You / go / .

\_\_\_\_\_

**2 There's one error in each line. Read and correct the errors.** 

1. Your health ~~are~~<sup>is</sup> important.

2. Remember to get a sleep.

3. When you have sore eyes, you should rest your arms.

4. You should see dentist when you have a toothache.

5. You should also get some rests.

**3 What should you do to be healthy? Write 30–40 words.** 

Your health is very important! Remember to do the following things to be healthy.

You should \_\_\_\_\_

\_\_\_\_\_

You shouldn't \_\_\_\_\_

\_\_\_\_\_

\_\_\_\_\_

1 Look and listen. Repeat. **TR: B18**

## Stay healthy.

It's important to stay healthy. We should eat healthy food and drink enough water. We should play sports and do exercise to keep our body active. Sports and exercise can also be great fun! We should listen to our body when it's tired and get some rest. We should sleep for eight hours every day. Taking care of our mind is also important. We can do this by doing things we like or spending time with our friends and family.

2 Read and write. 

It's important to stay healthy.

- We should eat healthy food and drink enough water.
- We should also \_\_\_\_\_.
- To take care of our mind, \_\_\_\_\_.

3 Ask and answer.

1. What else should we do to keep our body healthy?
2. What else should we do to take care of our mind?

A boy swimming in a pool

## Unit 6

# The World of School

Look and check. ✓✎


1. The students are at \_\_\_\_\_.  
 a school       an office
2. The students with white and blue uniforms are \_\_\_\_\_.  
 sitting down       standing up

The school entrance ceremony  
in an elementary school, Việt Nam

## LESSON 1

1 Look and listen. Repeat. TR: B19

2 Listen and point. Say. TR: B20



math



literature



music



computer science



science



art



physical education



history

3 Read. Listen and write. TR: B21

Monday	Tuesday	Wednesday	Thursday	Friday
math	history	music	literature	_____
computer science	science	math	_____	art
_____	English	_____	science	math

4 Make your favorite timetable. Play the game: Guessing

How many **math classes** do you have, Jane?

I have **five math classes**.

Do you **have literature on Monday**?

Yes, I do.

I know! You have **math and literature on Monday**.

You're right!

Monday	Tuesday	Wednesday	Thursday	Friday
math	literature	music	physical education	science
science	math	math	computer science	art
literature	English	history	math	math



1 Look and listen. Repeat. TR: B22

2 Role-play the conversation.



3 Read again and write.

1. Andy doesn't like \_\_\_\_\_. He likes music.
2. Jane likes \_\_\_\_\_.
3. Andy thinks science is \_\_\_\_\_ easy.
4. Jane is not good at \_\_\_\_\_. She is good at \_\_\_\_\_.

## LESSON 3

### 1 Look and listen. Repeat. TR: B23

**Freddy:** What classes did you have last week?

**Mia:** I had math, literature, and music classes.

**Freddy:** When did you have math class?

**Mia:** I had math class on Tuesday and Thursday.

Monday	literature
Tuesday	math
Wednesday	literature
Thursday	math
Friday	music

### 2 Look. Decode and reorder the sentences.

did what when have last week he she they had and  
 classes class science math music art literature Tuesday Wednesday on

- What classes did they have last week?
- \_\_\_\_\_
- \_\_\_\_\_?
- \_\_\_\_\_

### 3 Use the words to make a conversation.

**Ben:** (what classes / have / last week) \_\_\_\_\_?

**Lily:** (computer science / art / history) \_\_\_\_\_.

**Ben:** (when / have / history / class) \_\_\_\_\_?

**Lily:** (Monday / Friday) \_\_\_\_\_.

### 4 Write. Ask and answer.

What classes did you have **last week**?

I had **literature and science classes**.

When did you have **science class**?

I had **science class on Monday and Wednesday**.

Monday	Tuesday	Wednesday	Thursday	Friday
literature	math	science	art	physical education
science				

1 Read. Listen and check. ✓ TR: B24 

What subjects do Henry and Jane talk about?



- math       literature       music       science  
 art       history       science       coding  
 physical education       computer science

2 Read. Listen again and write. TR: B25 

Monday	Tuesday	Wednesday	Thursday	Friday
math	math	math	math	(1) _____
science	literature	science	(2) _____	(3) _____
Break				
coding	physical education	(4) _____	computer science	art

3 Ask and answer.

1. What's Henry doing?
2. How often does Henry have math?
3. What's Henry's new subject? When did he study it?
4. What are his favorite subjects?
5. Did he have literature three times last week?

## LESSON 5

1 Look and listen. Repeat. TR: B26

2 Look. Point and say.



play sports



make a poster



make a video



read books



go on  
a field trip



do  
volunteer work



join a club



play  
board games

3 Read. Listen and circle. TR: B27

1. joined a club / went on a field trip

3. made a poster / made a video

2. played sports / played board games

4. went on a field trip / did volunteer work

4 Ask and answer.

Did you play board games or read books after class yesterday?


I read a book.

What book did you read?

I read *Harry Potter*.  
It was great!

1 Look and listen. Repeat. TR: B28

2 Role-play the conversation.



3 Read again and check. ✓✎

1. Tom doesn't play any games in his club.
2. His club does volunteer work on a farm.
3. He makes videos once a week.
4. Mary doesn't want to join Tom's club.

- |                       |      |                       |       |
|-----------------------|------|-----------------------|-------|
| <input type="radio"/> | True | <input type="radio"/> | False |
| <input type="radio"/> | True | <input type="radio"/> | False |
| <input type="radio"/> | True | <input type="radio"/> | False |
| <input type="radio"/> | True | <input type="radio"/> | False |

## LESSON 7

### 1 Look and listen. Repeat. TR: B29

Polly: Where did you go last summer?

Mia: I went on a field trip. We went to a zoo.

Polly: Why did you go to the zoo?

Mia: We went there to learn about animals.



### 2 Look. Listen and number. TR: B30



### 3 Look at the pictures in 2. Ask and answer.

Where did you go last weekend?

I went on a field trip. We went to a farm!

Why did you go to the farm?

We went there to help feed the animals.

### 4 Ask and answer. Write.

Where did you go yesterday?

I went to a stadium with my sister.

Why did you go to the stadium?

We played sports together there.

	a stadium			
Tom	played sports			
Friend 1: _____				
Friend 2: _____				

1 Look. Listen and check. ✓ TR: B31

What are Lucas and Emma talking about?



2 Look. Listen again and draw lines. TR: B32

In the club, people \_\_\_\_\_.

1. planted

2. took care of



3. watered

4. cut

3 Ask and answer.

1. Where did the students in Emma's club work?
2. Why did they cut some plants?
3. When did they plant roses?

## LESSON 9

### 1 Listen and chant. TR: B33

*In school today, we learned so much.  
Music, music! We sang and danced!  
Art and English! We read and colored!  
Science and math! We worked hard!  
After school, after school, we kept learning.  
We played board games. We joined clubs.  
We volunteered. We helped others!  
Education, education! It's more than books.  
We keep learning out in the world.*

### 2 Say. Circle the odd one out.

Example:

1. understand
2. poster
3. education

 literature

volunteer

begin

helicopter

 computer

history

music

television

 video

### 3 Play the game: Sit or Stand.

Computer.





1 Look. Ask and answer.

When did you have **music** last week?

What did you do in music class?

Did you like it?

I had it on **Monday and Wednesday**.

I **learned a new song**.

**Yes, I did. The song was great.**



2 Ask your friends about their timetable. Write.

	Friend 1:	Friend 2:
1. When did you have _____ last week?	_____	_____
2. What did you do in _____ class?		
3. What did you like about the class?		
4. Why did you like _____?		
5. Did you _____ in your _____ class?		
6. _____		

3 Talk about your friends' timetable.

Kim had a history lesson last Monday. She studied how people made fires in the past. She loved the lesson. She can make fires when she goes camping now!



1 Listen and read. TR: B34

## School – a place to learn and have fun!

Henry and Trang learn many subjects at school. Yesterday, they had literature. The teacher taught them how to read long texts and write essays. Then, they learned about numbers and counting in math. The math lesson was interesting because the teacher also taught them to measure different things like their desks, their books, and even their classroom. In the afternoon, they drew their best friends during art class. They also studied science. Trang loves learning about plants and animals. She was sad that the science lesson was so short!

Henry, Trang, and their friends were also busy after class yesterday. They did many after-school activities. Some of them played sports. Some of them had fun at their school clubs. Everyone had fun!

2 Read again and circle.

- What subjects did Henry and Trang study at school yesterday?
  - math, English, art, and science
  - literature, art, math, and science
  - computer science, literature, math, and art
- Who loves science lessons?
  - Trang
  - Henry
  - Henry and Trang
- What did the students do after school yesterday?
  - play sports
  - have fun in clubs
  - both a and b

3 Read again and circle.

- |   |      |       |
|---|------|-------|
| 1. Trang and Henry learned to measure things in their math class. | True | False |
| 2. The children drew things like desks and books yesterday.       | True | False |
| 3. The art lesson was in the afternoon.                           | True | False |
| 4. Trang didn't feel happy in the science class.                  | True | False |

1 Look and read. Correct the sentences. 



1.

My friends play sports after school.

My friends play board games on weekends.

on weekends



2.

Nguyễn read books before school last Monday.

last Monday, after school



3.

The children made a video in music class.

in art class



4.

Ron plays basketball once a week.

on Mondays and Fridays

2 Complete the sentences. Use some of the words from the boxes. 

Susan did many fun things after school last month. She (1) \_\_\_\_\_ with her friends. She (2) \_\_\_\_\_. She also (3) \_\_\_\_\_, but she didn't (4) \_\_\_\_\_.

play  
join  
make  
do

board games  
sports  
a singing club  
a poster  
volunteer work  
a video

3 What did you do after school last month? Write 30–40 words. 

I did many fun things after school last month. I \_\_\_\_\_.  
I also \_\_\_\_\_  
\_\_\_\_\_  
\_\_\_\_\_

1 Look and listen. Repeat. TR: 835

## Balance learning and fun.

Learning and having fun are both important. It's good to study math, literature, science, history, and computer science. You can understand the world around you, and you can learn useful things for the future. You can also do fun things like playing sports or joining clubs for music or art. These things help you relax and feel less stressed. Studying and after-school activities are both important!

2 Read and write. 

- |             |                    |                    |                   |
|-------------|--------------------|--------------------|-------------------|
| math        | go on a field trip | literature         | music             |
| science     | art                | physical education | computer science  |
| join a club | make a video       | read books         | make a poster     |
| play sports | play board games   | history            | do volunteer work |

Learning	Having fun
math	go on a field trip

3 Ask and answer.

1. What do you learn at school?
2. What do you do after school for fun?
3. Do you balance learning and fun?
4. How do you feel when learning at school / doing after-school activities?



Students and their teacher on a field trip

# Project 3

## 1 Read and write.

What did you do in these classes / after these classes last week?

math	learned about shapes	art	
literature		physical education	
music		science	

## 2 Use the information in 1. Ask and answer.

Did you have math class last week?

Yes, I did. I studied math on Tuesday and Friday.

What did you do in class?

I learned more about shapes like squares, triangles, and rectangles.

## 3 Draw what you did at school last week.



1. Make five circles of the same size.



2. On each circle, write the days of the week.



3. Draw some after-school activities or activities you did in class on that day.



4. Join the circles together.

## 4 Talk about what you did at school last week.

I did many activities at school last week. On Monday, I had literature and read a book. On Tuesday, I wrote an essay. On Wednesday, my friends and I jumped rope and played badminton in our physical education lesson. I made a poster in my art class on Thursday. On Friday, my class did volunteer work. We collected trash at the beach. Last week was really fun!



# Stop and Check 3A

When did \_\_\_  
have \_\_\_?



Start

What's the \_\_\_?



I have a \_\_\_.  
Should I \_\_\_?

You should \_\_\_.  
You shouldn't \_\_\_.



What \_\_\_ last night?

You have a \_\_\_.  
You shouldn't \_\_\_.



What's the \_\_\_?



What classes \_\_\_?



What \_\_\_  
last summer?

I have a \_\_\_.  
Should I \_\_\_?



Win =  
2 spaces

Lose =  
1 space

When did \_\_\_  
have \_\_\_?



What's the \_\_\_?



What \_\_\_  
yesterday morning?



What's the \_\_\_?



What \_\_\_  
last weekend?



# Finish

Look. Ask and answer.

When did you have science class last week?



I had science class on Wednesday and Friday.



What classes \_\_\_?



What was the \_\_\_?



What's \_\_\_?



When did \_\_\_ have \_\_\_?



What was the \_\_\_?



When did \_\_\_ have \_\_\_?



Why did \_\_\_ go to \_\_\_?



What \_\_\_ last weekend?



I have a \_\_\_\_. Should I \_\_\_?



# Stop and Check 3B

## 1 Look. Listen and number. TR: B36



## 2 Read and circle.

Tommy was very busy last week. On Tuesday, he went on a field trip with his classmates. They went to a farm to learn about farm animals such as cows, goats, and pigs. On Friday, he did volunteer work with his friends. They visited the hospital and read books to the children there. Tommy was very happy, but on Saturday afternoon, he had a headache and felt very tired. He had a cold! The doctor gave him some medicine and he got some rest. Tommy got better quickly, and now he feels OK again!

- Tommy went on a field trip on Friday. True False
- He also visited and helped poor children in the hospital. True False
- He felt unwell because he had a fever. True False

## 3 Ask and answer. Write.

What classes did you have last week?

I had math, physical education, and music classes.

What was your favorite class?

My favorite class was physical education.

Why did you like it?

I learned about football, and I had fun.

When did you have that class?

I had it on Tuesday.

Last week's schedule	When	Why
Friend 1: _____ Favorite class: _____		
Friend 2: _____ Favorite class: _____		

## 4 Write sentences about your friends. Write 30–40 words.

Example: **Kim had math, physical education, and music classes last week. She had her physical education class on Tuesday. She liked it because she learned about football and had lots of fun.**

---



---



---



Unit 7

# The World of Work

**Look and check.** ✓✎

1. The women are \_\_\_\_\_.
  - in a swimming pool
  - in the ocean
2. One woman is \_\_\_\_\_ to the other woman.
  - showing something
  - giving something

Sylvia Earle working outside an underwater habitat

## LESSON 1

1 Look and listen. Repeat. TR: B37

2 Listen and point. Say. TR: B38



a salesperson



a mechanic



a flight attendant



a dentist



a tailor



sell



repair



serve

3 Look. Listen and draw lines. TR: B39



4 Play the game: Guessing.



1 Look and listen. Repeat. TR: B40

2 Role-play the conversation.



3 Read again and answer.

1. What is Andy doing?
2. Why does Andy want to be a mechanic?
3. What can Tom do if he works in a bookstore?
4. What can a good salesperson at a bookstore do?

**LESSON 3**

**1 Look and listen. Repeat. TR: B41**

**Eddie:** What do you want to be one day?  
**Mia:** I want to be a salesperson.  
 I will sell delicious foods.  
**Eddie:** Will you sell ice cream and chocolate?  
**Mia:** No, I won't. I will sell healthy foods  
 like vegetables and fruit.



**2 Listen to the questions. Check the answers. TR: B42**

- |  |  |
|--|--|
| 1. <input type="radio"/> I want to be a salesperson. | 3. <input type="radio"/> She's a flight attendant.   |
| <input type="radio"/> I will sell toys to kids.      | <input type="radio"/> Yes, she will.                 |
| 2. <input type="radio"/> Yes, he will.               | 4. <input type="radio"/> No, I won't.                |
| <input type="radio"/> He wants to be a mechanic.     | <input type="radio"/> I will make beautiful dresses. |

**3 Read the answers. Write the questions.**

- |          |                                    |
|----------|------------------------------------|
| 1. _____ | No, he won't. He will repair cars. |
| 2. _____ | I want to be a flight attendant.   |
| 3. _____ | Yes, I will.                       |
| 4. _____ | She wants to be a dentist.         |

**4 Play the game: Bingo.**

What do you want to do one day, **Jane**?

I will be **a dentist**.

Will you **take care of people's teeth**?

**Yes, I will.**

dentist	_____	_____
Friend: <b>Jane</b>	Friend: _____	Friend: _____
_____	_____	_____
Friend: _____	Friend: _____	Friend: _____
_____	_____	_____
Friend: _____	Friend: _____	Friend: _____

1 Look. Listen and check. ✓ TR: B43

Which job is the speaker talking about?



2 Read. Listen again and write. TR: B44

What did the boy do last month?

(1) met \_\_\_\_\_ (2) traveled to \_\_\_\_\_

What can the boy do as a flight attendant?

work on  
airplanes

(3) help passengers  
\_\_\_\_\_

(4) serve \_\_\_\_\_  
\_\_\_\_\_

(5) travel to \_\_\_\_\_  
and meet \_\_\_\_\_

3 Ask and answer.

1. Do you think it's fantastic to be a flight attendant?
2. Do you want to work on airplanes?

**LESSON 5**

**1** Look and listen. Repeat. **TR: B45**

**2** Look. Point and say.



a musician



a magician



a builder



a babysitter



an athlete



perform



build



look after

**3** Look at the pictures in **2**. Listen and number the jobs. **TR: B46**

**4** Play the game: Tic-Tac-Toe.

What do you want to be one day?



I want to be a builder.  
I will build big schools.

**Cảnh Điều**

<u>builder</u>	<u>musician</u>	<u>magician</u>
<u>flight attendant</u>	<u>babysitter</u>	<u>athlete</u>
<u>look after</u>	<u>perform</u>	<u>salesperson</u>

1 Look and listen. Repeat. TR: B47

2 Role-play the conversation.



3 Read again and answer.

1. Is the magician performing badly?
2. Does Andy like the magician's show?
3. What does Andy want to be one day?
4. Does Mary like Michael Jackson?
5. Do you know any performers who can sing or dance well?

## LESSON 7

### 1 Look and listen. Repeat. TR: B48

Polly: Why do you like this athlete?

Freddy: He runs fast! He practices hard, too.

Polly: Why do you like this singer?

Freddy: She sings beautifully and performs well.

Polly: Why do you like this builder?

Freddy: She builds houses easily.  
She builds them carefully, too.



### 2 Read. Listen and draw lines. TR: B49

- |                               |   |                |
|-------------------------------|---|----------------|
| 1. He fixes cars              | • | a. well        |
| 2. She serves food and drinks | • | b. easily      |
| 3. He works                   | • | c. fast        |
| 4. She makes clothes          | • | d. carefully   |
| 5. She dances                 | • | e. hard        |
| 6. He makes food              | • | f. beautifully |

### 3 Read and write.

1. magician: perform / well

Why do you like this magician ? He performs well

2. athlete: run / fast

\_\_\_\_\_ ? She \_\_\_\_\_

3. builder: work / hard

\_\_\_\_\_ ? She \_\_\_\_\_

4. babysitter: look after children / carefully

\_\_\_\_\_ ? He \_\_\_\_\_

### 4 Make a dice. Play the game: Dice Rolling.

I like this **musician**.

He sings and dances beautifully!



Why do you like **him**?



1 Look. Listen and check. ✓ TR: B50 

Who are the speakers?



2 Read. Listen again and circle. TR: B51 

1. What's the man's job?

- a. athlete      b. dentist      c. musician      d. builder

2. Which jobs do they NOT talk about?

- a. magicians      b. tailors      c. babysitters      d. musicians

3 Ask and answer.

1. Why does the man think his job is hard?

2. What does the man think about babysitting?

3. Does the man think the child is a babysitter?

**LESSON 9**

**1 Listen and sing. TR: B52**

*What do you want to be?  
What do you want to be?  
What do you want to be?  
Please tell me!*

*What do you want to be?  
Athlete, dentist, tailor, builder  
Babysitter, and salesperson.*

*I want to be an athlete!  
I want to be a dentist!  
I want to be a flight attendant!  
I want to be a musician!  
I want to be a magician!  
I want to be a builder!  
I want to do it all!*



**2 Look. Listen and check. TR: B53**

What do you want to be?  I want to be a flight attendant!

What do you want to be?  I want to be a flight attendant!

**3 Write your own song. Mark the intonation and sing.**

*What do you want to be?  
What do you want to be?  
What do you want to be?  
Please tell me!*

*I want to be \_\_\_\_\_!  
I want to be \_\_\_\_\_!  
I want to be \_\_\_\_\_!  
I want to be \_\_\_\_\_!  
I want to do it all!*



1 Make cards. Play the game: Sentence Building.

My mother is a dentist and she does her job well.

Your mother is a dentist and she does her job well. My brother is an athlete and he trains hard.

2 Ask and answer.

	1. What do you want to be?	2. Why do you think that job is cool?
Me	musician	A musician performs in front of many people. He or she has to perform well.
Friend 1: _____		
Friend 2: _____		

3 Talk about your friend.

An wants to be a dentist. She thinks it's a cool job because a dentist takes care of people's teeth, and a dentist has to work carefully.

	1. What do you want to be?	2. Why do you think that job is cool?
Me	musician	A musician performs in front of many people. A musician has to perform well.
Friend 1: An	dentist	A dentist takes care of people's teeth. A dentist has to work carefully.
Friend 2: Phong	builder	A builder works hard to make beautiful buildings.

## LESSON 11

### 1 Listen and read. TR: B54

## Lucy's dream jobs

Lucy wants to be a photographer. She loves taking photos of people at work and cute animals. She will travel around the world for her work. But sometimes, Lucy also wants to be a doctor. As a doctor, she will work at a hospital in her hometown and give medicine to sick people.

Yesterday, Lucy talked to her dad about her dream jobs. He said, "These are both cool jobs! Photographers tell interesting stories with their pictures, and doctors help people feel better. They both make the world better".



### 2 Read again and circle.

- |  |      |       |
|--|------|-------|
| 1. Lucy wants to be a photographer and a dancer.         | True | False |
| 2. Lucy loves taking photos of people having fun.        | True | False |
| 3. As a photographer, Lucy will travel around the world. | True | False |
| 4. Lucy and her dad talked about her dream jobs.         | True | False |

### 3 Read again. Ask and answer.

1. What are the animals in Lucy's photos like?
2. When did she talk to her dad about her dream jobs?
3. What did her dad think about the jobs?

1 Read and draw lines. 

1. Jane wants to be a singer.

a. She will play the piano in a concert one day.

2. Hân wants to be a musician.

b. He repairs things in his free time.

3. Tâm wants to be an athlete.

c. He does sports well.

4. Scott wants to be a mechanic.

d. She will sing and dance on a stage one day.

2 Read and complete. 

I have many dream jobs. I want to be a musician because I love music. I can sing well. I will perform in a big concert one day. But I won't dance because I can't dance beautifully. I also want to be a babysitter because I want to look after children.

My dream jobs

Job 1:  
(0) a musician

Reason 1: love (1) \_\_\_\_\_

Reason 2: (2) \_\_\_\_\_ well

Job 2:  
(3) \_\_\_\_\_

Reason: want to (4) \_\_\_\_\_ children

3 Write about your dream jobs. Write 30–40 words. 

I have many dream jobs. I want \_\_\_\_\_ because \_\_\_\_\_.

---



---




---

1 Look and listen. Repeat. TR: B55

# Respect everyone's job.

Every job is important. A teacher teaches kids important things, like how to read, write, and do math. A doctor takes care of people's health. We tell our doctors about our health problems, and they listen to us and help us feel better. A builder uses their tools and skills to make safe and beautiful homes for people to live in. They all work hard to make our world a better place. Every job makes a difference to someone. Let's respect everyone's job and say "thank you" to people for their hard work!

2 Read and write. 

### Respect different jobs

Example: **Builders build beautiful houses. They work hard.**

1. Flight attendants \_\_\_\_\_ . They \_\_\_\_\_ .
2. Tailors \_\_\_\_\_ . \_\_\_\_\_ .
3. \_\_\_\_\_ . \_\_\_\_\_ .

3 Ask and answer.

1. What do you want to do one day?
2. What does a **flight attendant** do?
3. Is it a hard job?

A woman picking tea leaves in Đà Lạt, Việt Nam

## Unit 8

# Fantastic Holidays and Festivals

**Look and check.** ✓✎

What colors does the fish lantern have?

- green, red, white
- yellow, orange, green

Colorful lanterns in Hồ Chí Minh City

## LESSON 1

1 Look and listen. Repeat. TR: B56


2 Listen and point. Say. TR: B57



a history museum



a theme park



a street market



a shopping mall



a resort



a souvenir shop



a waterfall



a campsite

3 Look at the pictures in 2. Read and write. 

What can you see at \_\_\_\_\_?

1. a street market: Many things like flowers, fresh fruit, and clothes.
2. \_\_\_\_\_: Tents and picnic tables.
3. \_\_\_\_\_: Postcards, cards, and T-shirts.
4. \_\_\_\_\_: Old things like clothes or paintings.
5. \_\_\_\_\_: A swimming pool and beautiful rooms.

4 Play the game: Guessing.

What can you see at a street market?



Clothes, toys, and delicious foods.



1 Look and listen. Repeat. TR: B58

2 Role-play the conversation.



3 Read again and write.

1. Jane and Mary are going to a \_\_\_\_\_.
2. They want to see a big \_\_\_\_\_.
3. They are not going to a theme \_\_\_\_\_.
4. They can go to the \_\_\_\_\_ with their teacher.

**LESSON 3**

**1 Look and listen. Repeat. TR: B59**

**Mia:** Could you show me the way to the souvenir shop?

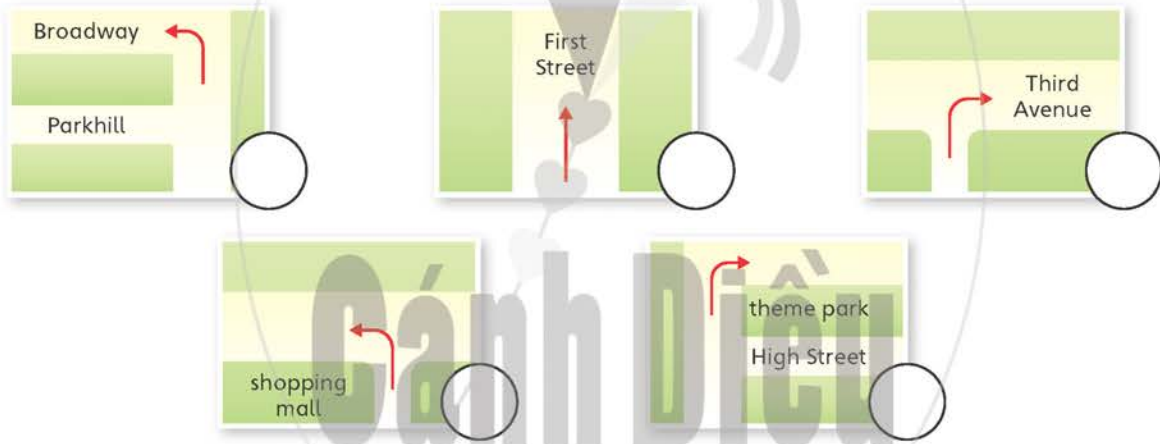
**Freddy:** Sure. Go straight and then turn left on Main Street. Turn right after the shopping mall. It's on your left.

**Mia:** Could you show me the way to the history museum?

**Freddy:** Of course. Go straight, then take the second right onto Green Street. Go straight. It's at the end of the road.



**2 Look. Listen and number. TR: B60**



**3 Look at the map in 1. Ask and answer.**

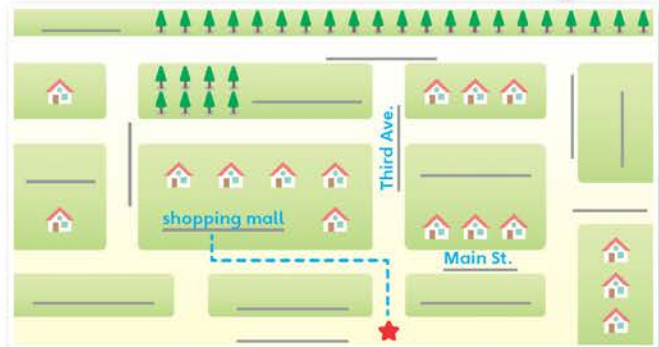
Could you show me the way to **the campsite**?

**Sure. Go straight, then take the third left onto Parkhill Road. Go straight. It's on your right.**

**4 Write. Ask and answer.**

Could you show me the way to **the shopping mall**?

**Sure. Go straight. Turn left onto Main Street. The shopping mall's on your right.**



**1 Look. Listen and circle.** TR: B61 

Which city is the speaker NOT talking about?



**2 Write the cities from 1. Look. Listen again and match the cities with the places you hear.** TR: B62 



1. \_\_\_\_\_

2. \_\_\_\_\_

3. \_\_\_\_\_



**3 Ask and answer.**

1. Which cities do you want to visit?
2. What do you want to do in these cities?

## LESSON 5

1 Look and listen. Repeat. **TR: B63**

2 Look. Point and say.



a lantern



Lunar  
New Year



Mid-Autumn  
Festival



lucky money



Halloween



Christmas



a costume



a lion dance

3 Read. Listen and check. **TR: B64**

1.  Halloween

Lunar New Year

2.  Christmas

Mid-Autumn Festival

3.  Christmas

Lunar New Year

4.  Mid-Autumn Festival

Halloween

5.  Halloween

Christmas

4 Make cards. Ask and answer.

Do you **light lanterns**  
during **Christmas** or  
**Mid-Autumn Festival**?



I **light lanterns** during  
**Mid-Autumn Festival**.

1 Look and listen. Repeat. TR: B65

2 Role-play the conversation.



3 Read again and write. ✎

1. Jane wants to wear a scary \_\_\_\_\_ on Halloween.
2. Mary doesn't like Halloween, but she loves \_\_\_\_\_.
3. Jane likes Lunar New Year, and she thinks \_\_\_\_\_ money is great.
4. Mary likes watching \_\_\_\_\_ during Lunar New Year and Mid-Autumn Festival.

## LESSON 7

### 1 Look and listen. Repeat. TR: B66

**Eddie:** The Mid-Autumn Festival is next week.  
Our class will have a good time at the fair.

**Polly:** I won't be there.

**Eddie:** Why? Where will you go for the Mid-Autumn Festival?

**Polly:** I'll go to my grandma's house.

**Eddie:** What will you do there?

**Polly:** I'll light lanterns and eat lots of mooncakes.



### 2 Reorder the words. Write the sentences.

1. eat / family / I'll / Christmas cakes / . / with / my

\_\_\_\_\_

2. you / ? / Where / go / will

\_\_\_\_\_

3. watch / I'll / . / Halloween movies / eat candy / and

\_\_\_\_\_

4. there / What / you / ? / will / do

\_\_\_\_\_

5. next / is / . / The Mid-Autumn Festival / month

\_\_\_\_\_

### 3 Read. Listen and write. TR: B67

1. Kate	2. Bill	3. Anna	4. Nam
where: _____	where: _____	where: _____	where: _____
_____	_____	_____	_____
what: _____	what: _____	what: _____	what: _____
_____	_____	_____	_____

### 4 Write. Ask and answer.

Where will you go for the **Lunar New Year**?

I'll go to **Đà Lạt** with my family.

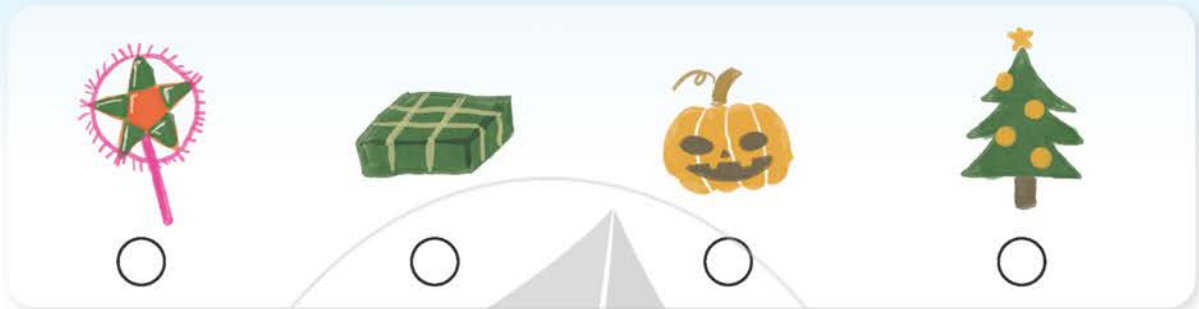
What will you do there?

We'll wear nice clothes. We'll go to a concert!

	Lunar New Year	Mid-Autumn Festival	Christmas	Halloween
Me	Đà Lạt, wear nice clothes; go to a concert			
Friend: _____				

1 Look. Listen and check. ✓ TR: B68 ✎

What do Brian and Kim talk about?



2 Read. Listen again and check. ✓ TR: B69 ✎

1. The Mid-Autumn Festival is next month.  
 True                       False
2. Kim and her sister will light lanterns with the children in their neighborhood.  
 True                       False
3. Kim won't watch lion dances during the Lunar New Year.  
 True                       False
4. This Christmas, Brian and his family will have dinner in a restaurant.  
 True                       False
5. Brian and Kim will take photos together this Christmas.  
 True                       False

3 Ask and answer.

1. What are some things Brian will do at Christmas?
2. Who will Kim and Brian spend time with during the festivals?
3. What's your favorite festival?
4. What do you usually do at that festival?



## LESSON 9

### 1 Listen and chant. TR: B70




Come to my country! We'll take you to the theme parks.  
 We'll go to the market! We'll buy souvenirs.  
 We'll buy a costume to wear at Halloween.  
 We'll go to the theater. We'll have so much fun!  
 Musicians and magicians in our city  
 Will perform in our beautiful streets.  
 Museums, resorts, and festivals—there's so much for us to see!

### 2 Listen and repeat. Clap at . TR: B71

- |   |   |
|---|---|
|  |  |
| 1. theater  | 3. resort   |
|  |  |
| 2. Halloween  | 4. musician   |

### 3 Say. Write the words in the correct column.

~~museum~~ ~~resort~~ history souvenir market autumn  
~~festival~~ ~~lantern~~ costumes waterfall Christmas  
 musician magician July November delicious

			
lantern	festival	resort	museum

### 4 Play the game: Left or Right.

Festival.





1 Make cards. Ask and answer.

Will you go to **the market** this weekend?

What will you do there?



No, I won't. I'll go to **the history museum**.

I'll see **many things from the past** and learn about history.

2 Ask and answer. Write.

	Where will you go?	What will you do?
Halloween		
Mid-Autumn Festival		
Christmas		
Lunar New Year		

3 Talk about your friends.



Jenny will go to the shopping mall. She'll buy a costume for Halloween. She wants to look scary.

4 Write. Ask and answer.

Could you please show me the way to the **street market**?

Sure. Go straight. Turn right onto Green Road. Go straight.. The market is on your right.



Student A: (1) \_\_\_\_\_ (2) \_\_\_\_\_ (3) \_\_\_\_\_  
 Student B: (4) \_\_\_\_\_ (5) \_\_\_\_\_ (6) \_\_\_\_\_

## LESSON 11

### 1 Listen and read. TR: B72

Hi Mary,

Do you know about Mid-Autumn Festival? It's a special festival in Việt Nam. It's usually in September or October. During the festival, people eat mooncakes and drink tea with their family and friends.

Last year, my family and I made lanterns and put them outside our homes. The lanterns had different shapes—a star, a flower, and an animal. They had different colors, too.

This year, we will perform a lion dance in our neighborhood. My father and my uncle will wear lion costumes and dance to loud music to bring luck to others. I will play the drums during the show. All of us will have a lot of fun!

Do you have any traditional festivals in the US? Tell me about them.

Love,  
Hoa



Mary Thompson  
123 Main Street  
US



### 2 Read again and circle.

- |  |      |       |
|--|------|-------|
| 1. Mid-Autumn Festival is always in September.                           | True | False |
| 2. Last year, Hoa and her family put lanterns in their rooms.            | True | False |
| 3. Hoa's uncle will wear a lion costume during the lion dance this year. | True | False |
| 4. Hoa will play the guitar during the lion dance.                       | True | False |

### 3 Read again. Ask and answer.

1. What do people often eat and drink during Mid-Autumn Festival?
2. Who do people spend time with during the festival?
3. Where will Hoa's family perform the lion dance this year?
4. Why will they perform the dance?

**1 Read and draw lines.** 

- a. in October •
- b. receive lucky money •
- c. wear special costumes •
- d. say “trick or treat” to get candy •

**Halloween**

- e. in January or February
- f. make lanterns
- g. wish people good luck
- h. watch lion dances

**Lunar New Year**

**2 Complete the sentences. Use the words in the box.** 



Christmas is in (1) \_\_\_\_\_. This Christmas, I will go to the (2) \_\_\_\_\_ and take some (3) \_\_\_\_\_ with family or friends. I will also have a big (4) \_\_\_\_\_. We eat special foods like Christmas cookies and roast chicken. I love Christmas because it's fun!

shopping mall  
family meal  
photos  
December

**3 Write about a holiday or festival. You can use the ideas in 1.**  
**Write 30–40 words.** 

---



---



---



---



---



1 Look and listen. Repeat. TR: B73

## Learn new things from festivals.

Festivals are a fun way for us to learn about different cultures. We can learn about special music, dances, and clothes. We can enjoy special food and drinks. Festivals let us show pride in our culture and respect for other cultures. By joining festivals, we can learn about the world around us. We can meet new friends and have fun, too!

2 Read and write. 

1. By celebrating Halloween, I can wear different costumes.
2. By celebrating Lunar New Year, \_\_\_\_\_.
3. By \_\_\_\_\_, \_\_\_\_\_.

3 Ask and answer.

1. What's your favorite festival?
2. Is there any other special festival you would like to celebrate?
3. What can you do or learn by celebrating it?

A hot air balloon festival in An Giang, Việt Nam

# Project 4

## 1 Read and role-play.

Christmas is coming. Do you have any plans?

Yes, I'll go to Nguyễn Huệ Street and take photos.

That sounds fun.

How about you?

I'll visit my grandma. Our family will have a very big party.

## 2 Ask and answer.

	Friend 1: _____	Friend 2: _____
1. What will you do this Halloween?		
2. What will you do this Christmas?		
3. What will you do this _____?		

## 3 Make a festival poster.



1. Decide on the name of the festival, date, and time.



2. Plan what you will do during the festival.



3. Write the sentences.



4. Draw and decorate your poster.

## 4 Talk about your festival.

We have a special festival called The Story Festival from 8:00 to 11:00 on December 1! During this fun event, students will sit in groups and share exciting stories. We'll listen to each other's tales and have a great time. Then, we'll vote for the best storyteller, and that person will win an awesome prize—a whole series of amazing books to read! It's going to be a fantastic day full of imagination and storytelling fun!



# Stop and Check 4A

Start



What will \_\_\_  
during \_\_\_?



Why \_\_\_ like \_\_\_?



\_\_\_ the way to \_\_\_?



What \_\_\_ one day?



\_\_\_ the way to \_\_\_?



Why \_\_\_  
this babysitter?

What \_\_\_ one day?



\_\_\_ the way to \_\_\_?



What \_\_\_ one day?



Why \_\_\_ like \_\_\_?



What will \_\_\_?



Win = 2 spaces  
Lose = 1 space



\_\_ the way to \_\_?



Why \_\_ like \_\_?



What \_\_ one day?



What will \_\_?



What will \_\_?



\_\_ the way to \_\_?



What will \_\_?



What will \_\_?

Look. Ask and answer.



Will you \_\_?

What will you do during this Lunar New Year?



I'll watch lion dances and get lucky money.

# Stop and Check 4B

## 1 Look. Listen and circle. TR: B74

1.



3.



2.



4.



## 2 Read and circle.

Frank's dream job is to become a marine scientist. He loves the ocean very much. It is his dream to study the ocean and save ocean life. As a marine scientist, he will spend some time in the water, and he will study fish and dolphins. He will work hard to keep the oceans clean and safe for ocean animals. In the future, he hopes to travel to different countries to research and learn more about the ocean.

1. Frank wants to be an athlete one day.  
True      False
2. He loves deserts and desert animals.  
True      False
3. He wants to visit different countries to know more about the ocean.  
True      False

## 3 Survey your friends. Check (✓) their answers. Write.

1. What's your favorite festival or holiday?

	Lunar New Year	Mid-Autumn Festival	Halloween	Christmas
Friend 1: _____				
Friend 2: _____				

2. What will you do during that festival or holiday?

Friend 1: _____	
Friend 2: _____	

## 4 Talk about your friends.

Jenny loves Christmas. This Christmas, she'll make Christmas cakes with her family.



# Units 5–8 Review

## 1 Look. Listen and draw lines. TR: B75



- 1
- 2
- 3
- 4

## 2 Read and circle.

Hi!  
Greetings from Đà Nẵng!

Last weekend, my family and I went on a fun holiday to the beach. We built sandcastles, played beach volleyball, and swam in the sea. The weather was perfect, and we had a great time together. During the trip, we also did volunteer work in an animal shelter, and I learned a lot about animals.

When we returned home, I started thinking about what I want to be when I grow up. I love animals, so I think I will become a vet. I will take care of sick pets and help them feel better. I can't wait to start my journey towards this exciting job! How about you? Do you have a dream job?

Write to me soon.  
Best,  
Nhi

345 Hai Bà Trưng Street  
Nha Trang, Khánh Hoà  
Việt Nam

1. Nhi's family had a good time at the beach.
2. They are still on a holiday now.
3. Nhi thinks she will become a beach volleyball player in future.
4. Nhi wants to know about her friend's dream job.

- |      |       |
|------|-------|
| True | False |
| True | False |
| True | False |
| True | False |

# Units 5–8 Review

- 3 Write a short letter of about 30–40 words to reply to the postcard in 2. 

You can write about

- What your dream job is
- What made you want this dream job
- What you will do with your dream job

Hi Nhi,  
Last \_\_\_\_\_, I went to \_\_\_\_\_.  
I saw \_\_\_\_\_.  
After that, I started thinking about my dream job.  
When I grow up, I \_\_\_\_\_  
\_\_\_\_\_  
\_\_\_\_\_  
\_\_\_\_\_  
\_\_\_\_\_  
\_\_\_\_\_  
Best,

**Cánh Diều**

- 4 Look at the picture. Ask and answer.

1. Where are they?
2. What are they doing?
3. Are they happy or sad?
4. When is the next Lunar New Year?  
What will you do during the festival?



# Word List

## A

**activity** (n) /æk'tɪvəti/: hoạt động

**after-school activity**: hoạt động sau giờ học

**airplane** (n) /'eɪrpleɪn/: máy bay

**always** (adv) /'ɔ:lweɪz/: luôn luôn

**ant** (n) /ænt/: con kiến

**April** (n) /'eɪprəl/: tháng Tư

**art** (n) /ɑ:rt/: môn mỹ thuật

**athlete** (n) /'æθli:t/: vận động viên

**attendant** (n) /ə'tendənt/: nhân viên phục vụ

**flight attendant**: tiếp viên hàng không

**August** (n) /ɔ: 'gʌst/: tháng Tám

## B

**babysitter** (n) /'beɪbɪsɪtər/: người giữ trẻ

**balance** (v) /'bæləns/: cân bằng

**balloon** (n) /bə'lu:n/: bong bóng

**hot air balloon**: khinh khí cầu

**beak** (n) /bi:k/: mỏ chim

**bean** (n) /bi:n/: đậu (số ít)

**beans**: đậu (số nhiều)

**beautiful** (adj) /'bjʊ:tɪfl/: đẹp

**bitter** (adj) /'bɪtər/: đắng

**boat** (n) /bəʊt/: thuyền

**bottle** (n) /'bɒ:tl/: chai

**a bottle of**: một chai

**bowl** (n) /bəʊl/: bát

**a bowl of**: một bát

**box** (n) /bɒ:ks/: hộp

**a box of**: một hộp

**bread** (n) /bred/: bánh mì

**build** (v) /bɪld/: xây dựng

**builder** (n) /'bɪldər/: công nhân xây dựng

**burnt** (adj) /bɜ:nt/: cháy, khét

**bus** (n) /bʌs/: xe buýt

**butter** (n) /'bʌtər/: bơ

## C

**campsite** (n) /'kæmpsaɪt/: khu cắm trại

**cake** (n) /keɪk/: bánh ngọt

**can** (n) /kæn/: lon

**a can of**: một lon

**canopy** (n) /'kænəpi/: tầng tán rừng

**catch** (v) /kætʃ/: bắt, tóm được

**catfish** (n) /'kætfɪʃ/: cá trê

**cave** (n) /keɪv/: hang động

**cereal** (n) /'sɪriəl/: ngũ cốc

**chameleon** (n) /kə'mi:liən/: tắc kè hoa

**chili** (n) /'tʃɪli/: quả ớt

**chips** (n) /tʃɪps/: khoai tây chiên

**chocolate** (n) /'tʃɔ:klət/: sô cô la

**claw** (n) /klo:/ móng vuốt (số ít)

**claws**: móng vuốt (số nhiều)

**clean** (adj) /kli:n/: sạch sẽ

**cloudy** (adj) /'klaʊdi/: (trời) nhiều mây

**code** (v) /kəʊd/: mã hoá

**coding**: môn lập trình

**cold** (adj) /kəʊld/: lạnh

**cold** (n) /kəʊld/: cảm lạnh

**cool** (adj) /ku:l/: mát mẻ

**costume** (n) /'kɒ:stʊ:m/: trang phục

**cough** (n) /kɔ:f/: cơn ho

**cross** (v) /krɒ:s/: đi qua, vượt qua

**cross the road**: băng qua đường

**crosswalk** (n) /'krɒ:swɔ:k/: lối băng qua đường dành cho người đi bộ

**cycle** (v) /'saɪkl/: đạp xe

## D

**dance** (n) /dæns/: điệu nhảy, điệu múa

**lion dance**: múa lân

**December** (n) /dɪ'sembər/: tháng Mười Hai

**delicious** (adj) /dɪ'ljʃəs/: ngon

**dentist** (n) /'dentɪst/: nha sĩ

**see a dentist**: đi khám nha khoa

**desert** (n) /'dezərt/: sa mạc

**drink** (v) /drɪŋk/: uống

**drink ginger tea**: uống trà gừng

**drive** (v) /draɪv/: lái xe

**dry** (adj) /draɪ/: khô

**the dry season**: mùa khô

## E

**emergent** (n) /ɪ'mɜːrdʒənt/: tầng vượt tán

**energy** (n) /'enədʒi/: năng lượng

**equal** (v) /'iːkwəl/: bằng

**exchange** (v) /ɪks'tʃeɪndʒ/: trao đổi

## F

**fall** (n) /fɔːl/: mùa thu

**fantastic** (adj) /fæn'tæstɪk/: tuyệt vời

**fatty** (adj) /'fæti/: béo

**fever** (n) /'fiːvər/: cơn sốt

**February** (n) /'februəri/: tháng Hai

**festival** (n) /'festɪvəl/: lễ hội

**Christmas**: Giáng Sinh

**Halloween**: lễ hội Halloween

**Lunar New Year**: Tết Âm Lịch

**Mid-Autumn Festival**: Tết Trung Thu

**fight** (v) /faɪt/: đánh nhau

**flight** (n) /flaɪt/: chuyến bay

**fly** (v) /flaɪ/: bay

**foot** (n) /fʊt/: chân, bàn chân

**on foot**: đi bộ

**forest** (n) /'fɔːrɪst/: rừng

**forest floor**: tầng thảm xanh

**fried** (adj) /fraɪd/: (đồ ăn) chiên

**fur** (n) /fɜːr/: bộ lông, lông thú

## G

**garlic** (n) /'gɑːrlɪk/: tỏi

**get** (v) /get/: đến, tới, đạt đến

**get off**: xuống xe, rời khỏi

**get on**: lên xe

**giant** (adj) /'dʒaɪənt/: khổng lồ

**go** (v) /gəʊ/: đi, đi đến, đi tới

**go straight**: đi thẳng

**glass** (n) /glæs/: cốc

**a glass of**: một cốc

**grasshopper** (n) /'græʃhɑːpər/: con châu chấu

## H

**habitat** (n) /'hæbɪtæt/: môi trường sống

**hard** (adj) /hɑːrd/: cứng, chăm chỉ, vất vả

**headache** (n) /'hedɪk/: cơn đau đầu

**healthy** (adj) /'helθi/: khỏe mạnh, lành mạnh

**helicopter** (n) /'helɪkɑːptər/: trực thăng

**hers** (pro.n) /hɜːrz/: (vật) của cô ấy

**his** (pro.n) /hɪz/: (vật) của anh ấy

**history** (n) /'hɪstri/: môn lịch sử

**hive** /haɪv/ (n): tổ ong

**holiday** /'hɑːlədeɪ/ (n): ngày nghỉ, kỳ nghỉ

**hometown** /'həʊmtaʊn/ (n): quê nhà

**horn** /hɔːm/ (n): sừng

**horns**: những chiếc sừng

**hot** /hɔːt/ (adj): nóng

## I

**ice** (n) /aɪs/: nước đá

**ice cream**: kem

**important** (adj) /ɪmˈpɔːrnt/: quan trọng

**insect** (n) /ˈɪnsekt/: côn trùng

**island** (n) /ˈaɪlənd/: hòn đảo

## J

**January** (n) /ˈdʒænjuəri/: tháng Giêng

**jar** (n) /dʒɑːr/: lọ

**a jar of**: một lọ

**join** (v) /dʒɔɪn/: tham gia

**join a club**: tham gia câu lạc bộ

**juice** (n) /dʒuːs/: nước ép hoa quả

**juicy** (adj) /ˈdʒuːsi/: ướt, mọng nước

**July** (n) /dʒuːlaɪ/: tháng Bảy

**June** (n) /dʒuːn/: tháng Sáu

## K

**keep** (v) /kiːp/: giữ, giữ lại

**keep your hands clean**: giữ tay sạch

**kick** (v) /kɪk/: đá

## L

**lantern** (n) /ˈlæntərn/: đèn lồng

**literature** (n) /ˈlɪtrətʃə/: môn văn

**loaf** (n) /ləʊf/: ổ

**a loaf of**: một ổ

**look** (v) /lʊk/: trông, nhìn

**look after**: chăm sóc

**loud** (adj) /laʊd/: ồn ào

**lucky** (adj) /ˈlʌki/: may mắn

## M

**magician** (n) /məˈdʒɪʃn/: nhà ảo thuật

**March** (n) /mɑːtʃ/: tháng Ba

**market** (n) /ˈmɑːrkɪt/: chợ

**floating market**: chợ nổi

**street market**: chợ trời

**math** (n) /mæθ/: môn toán

**May** (n) /meɪ/: tháng Năm

**meat** (n) /mi:t/: thịt

**mechanic** (n) /məˈkæni:k/: thợ máy

**medicine** (n) /ˈmedɪsn/: thuốc uống

**take some medicine**: uống thuốc

**mine** (pro.n) /maɪn/: (vật) của tôi

**minus** (prep) /maɪnəs/: trừ

**mooncake** (n) /ˈmuːnkeɪk/: bánh trung thu

**money** (n) /ˈmʌni/: tiền

**lucky money**: tiền lì xì

**motorcycle** (n) /ˈmɒtərsaɪkl/: xe máy

**mud** (n) /mʌd/: bùn

**museum** (n) /mjuːˈzi:əm/: bảo tàng

**history museum**: bảo tàng lịch sử

**music** (n) /ˈmjuːzɪk/: môn âm nhạc

**musician** (n) /mjuːˈzɪʃn/: nhạc sĩ

## N

**neighbor** (n) /ˈneɪbər/: hàng xóm

**nest** (n) /nest/: tổ chim

**never** (adv) /ˈnevər/: không bao giờ

**noodles** (n) /ˈnuːdlz/: mì sợi

nose (n) /nəʊz/: mũi

runny nose: sổ mũi

November (n) /nəʊ'vembə/: tháng Mười Một

## O

October (n) /ə:k'təʊbər/: tháng Mười

often (adv) /'ɔ:fn/: thông thường

oil (n) /ɔɪl/: dầu

olive (n) /'ɑ:lɪv/: quả ô liu

ours (pro.n) /ɑ:rz/: (vật) của chúng tôi

## P

park (n) /pɑ:rk/: công viên

theme park: công viên giải trí theo chủ đề

park (v) /pɑ:rk/: đỗ xe

passenger (n) /'pæsɪndʒər/: hành khách

perform (v) /pər'fɔ:rm/: biểu diễn

physical (adj) /'fɪzɪkl/: (thuộc) cơ thể; (thuộc) thân thể

physical education: môn giáo dục thể chất

piece (n) /pi:s/: miếng

a piece of: một miếng

play (v) /pleɪ/: chơi

play board games: chơi trò chơi trên bảng hoặc bàn cờ

play sports: chơi thể thao

plus (prep) /plʌs/: cộng

poster (n) /'pəʊstər/: tấm áp phích

make a poster: làm một tấm áp phích

pouch (n) /paʊtʃ/: túi chứa sữa và con non

protect (v) /prə'tekt/: bảo vệ

## Q

quiet (adj) /'kwaɪət/: yên lặng

## R

rainforest (n) /'reɪnfɔ:rst/: rừng mưa nhiệt đới

rainy /'reɪni/ (adj): (trời) nhiều mưa

the rainy season: mùa mưa

rash (n) /ræʃ/: chứng phát ban

read (v) /ri:d/: đọc

read books: đọc sách

repair (v) /rɪ'per/: sửa chữa

resort (n) /rɪ'zɔ:rt/: khu nghỉ dưỡng

respect (v) /rɪ'spekt/: tôn trọng

rest (v) /rest/: nghỉ ngơi

get some rest: nghỉ ngơi

rest one's eyes: cho mắt nghỉ ngơi

rice (n) /raɪs/: gạo, cơm

ride (v) /raɪd/: cưỡi, đi xe

row (v) /rəʊ/: chèo thuyền

## S

safe (adj) /seɪf/: an toàn

salesperson (n) /'seɪlspɜ:sn/: nhân viên bán hàng

salty (adj) /'sɔ:lti/: mặn

sandcastle (n) /'sændkæsl/: lâu đài cát

science (n) /'saɪəns/: môn khoa học

computer science: môn khoa học máy tính

scooter (n) /'sku:tər/: xe trượt

kick scooter: xe trượt (dùng chân đẩy)

sell (v) /sel/: bán

September (n) /sep'tembər/: tháng Chín

serve (v) /sɜ:rv/: phục vụ

shopping (n) /'ʃɔ:pɪŋ/: việc đi mua sắm

shopping mall: trung tâm mua sắm

sidewalk (n) /'saɪdwɔ:k/: vỉa hè

**smell** /smel/ (v): ngửi  
**snack** /snæk/ (n): món ăn vặt  
**snowy** /'snəʊi/ (adj): (trời) nhiều tuyết  
**soda** /'səʊdə/ (n): nước uống có ga  
**soft** /sɔ:f/ (adj): mềm  
**sometimes** (adv) /'sʌmtaɪmz/: thỉnh thoảng  
**sore** (adj) /sɔ:r/: đau, nhức  
    **sore eyes**: đau mắt  
    **sore throat**: đau họng  
**sour** (adj) /'saʊə/: chua  
**souvenir** (n) /'su:vənɪr/: quà lưu niệm  
    **souvenir shop**: cửa hàng lưu niệm  
**spicy** (adj) /'speɪsi/: cay  
**spoil** (v) /spɔɪl/: làm hỏng  
**spring** (n) /sprɪŋ/: mùa xuân  
**stomachache** (n) /'stʌməkətʃ/: sự đau bụng  
**strong** (adj) /strɔ:ŋ/: khỏe mạnh  
**stranger** (n) /'streɪndʒər/: người lạ  
**subway** (n) /'sʌbweɪ/: tàu điện ngầm  
**summer** (n) /'sʌmər/: mùa hè  
**sunny** (adj) /'sʌni/: (trời) nhiều nắng  
**sugar** (n) /'ʃʊgər/: đường  
**sweet** (adj) /swi:t/: ngọt

## T

**tailor** (n) /'teɪlə/: thợ may  
**take** (v) /teɪk/: đi (bằng phương tiện nào đó, theo đường nào đó)  
    **take a bus**: đi bằng xe buýt  
    **take the first left**: rẽ trái vào ngã rẽ đầu tiên  
    **take the second right**: rẽ phải vào ngã rẽ thứ hai  
**taste** (v) /teɪst/: nếm  
**termite** (n) /'tɜ:mait/: con mối

**theirs** (pro.n) /tʰeɪr/: (vật) của họ  
**tongue** (n) /tɒŋ/: lưỡi  
**toothache** (n) /'tu:θeɪk/: sự đau răng  
**trip** (n) /trɪp/: chuyến đi  
    **go on a field trip**: đi dã ngoại, tham quan  
**turn** (v) /tɜ:m/: quay về, rẽ về  
    **turn left onto**: rẽ trái vào (đường)  
    **turn right onto**: rẽ phải vào (đường)

## U

**ugly** (adj) /'ʌgli/: xấu xí  
**understory** (n) /'ʌndə'stɔ:ri/: tầng dưới tán  
**unicorn** (n) /'ju:nɪkɔ:m/: con kỳ lân  
**unique** (adj) /ju'ni:k/: độc đáo, độc nhất  
**usually** (adv) /'ju:ʒuəli/: thường xuyên  
**useful** (adj) /'ju:sfl/: hữu ích, có ích

## V

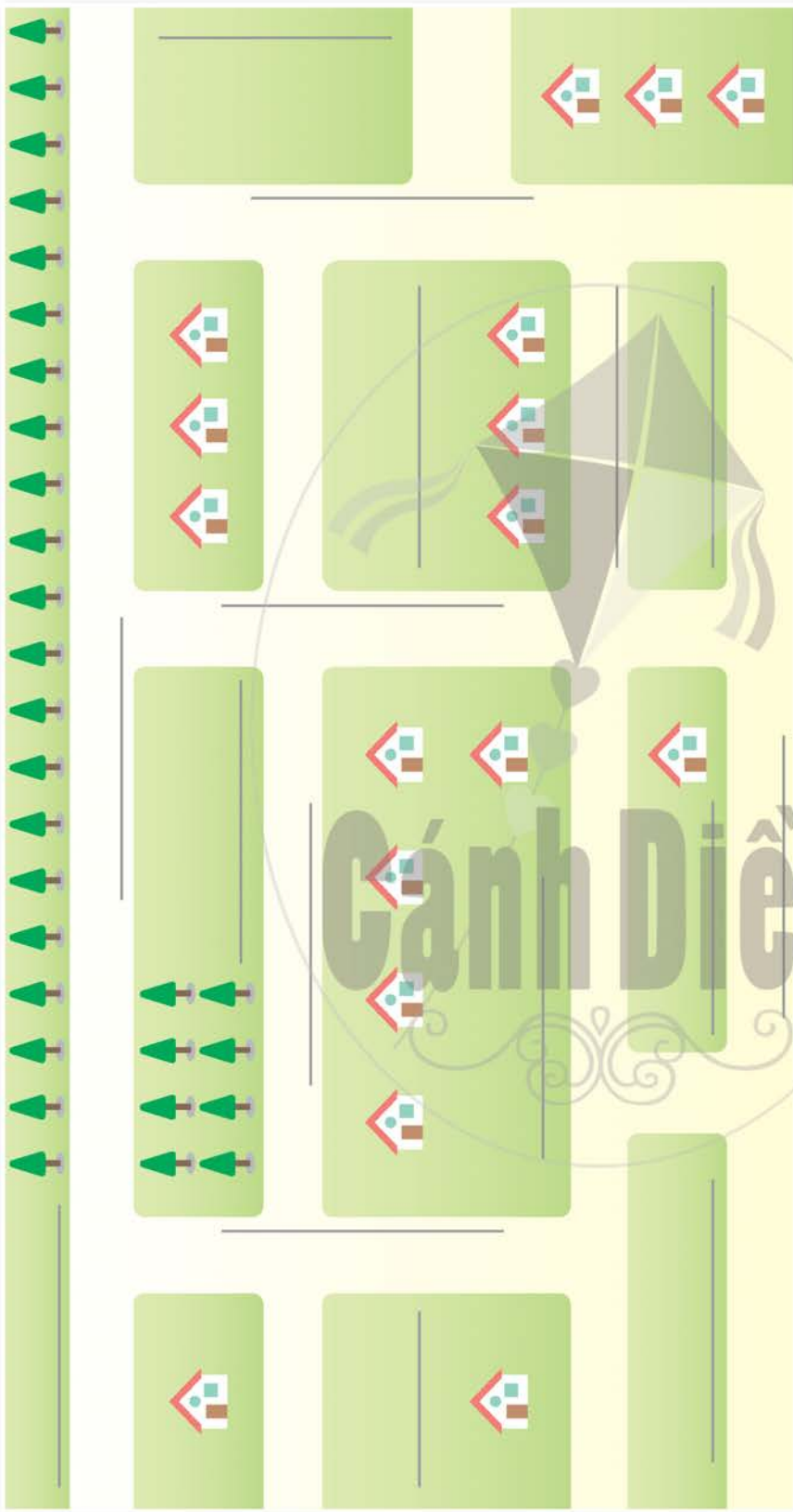
**video** (n) /'vɪdiəʊ/: video (đoạn ghi hình)  
    **make a video**: làm một video  
**volunteer** (n) /'vɒlən'tɪr/: tình nguyện  
    **do volunteer work**: làm tình nguyện

## W

**warm** (adj) /wɔ:rm/: ấm áp  
**waterfall** (n) /'wɔ:təfɔ:l/: thác nước  
**winter** (n) /'wɪntər/: mùa đông

## Y

**yogurt** (n) /'jəʊgət/: sữa chua  
**yours** (pro.n) /jɔ:rs/: (vật) của (các) bạn





## Credits

### Photography

6(tl) Evgeniya Yantseva/Shutterstock.com, 6(tml) Jose Hernandez Abolacio/Shutterstock.com, 6(tmr) Guschenkova/Shutterstock.com, 6(tr) Gregory Johnston/Shutterstock.com, 6(cl) Melanie Hobson/Shutterstock.com, 6(cml) AlinaMD/Shutterstock.com, 6(cmr) Brian A Jackson/Shutterstock.com, 6(cr) Inna Dodor/Shutterstock.com, 7(tl) Glenn Waters in Japan/Flickr/Getty Images, 7(tml) SATOSHI ONISHI/a.collectionRF/Getty Images, 7(tmr) Copyright of Jeffrey Yap, Jeff Ryan Studio/Flickr/Getty Images; 7(tr) sot/Photodisc/Getty Images, 7(cl) Korawat photo shoot/Shutterstock.com, 7(cr) Dark Moon Pictures/Shutterstock.com; 8(January, February, March) Glenn Waters in Japan/Flickr/Getty Images, 8(April, May, June) SATOSHI ONISHI/a.collectionRF/Getty Images, 8(July, August, September) Copyright of Jeffrey Yap, Jeff Ryan Studio/Flickr/Getty Images, 8(October, November, December) Dark Moon Pictures/Shutterstock.com, 12(cl) JFarq/Shutterstock.com, 12(cml) Makistock/Shutterstock.com, 12(cmr) Gervasio S. \_ Eureka\_89/Shutterstock.com, 12(cr) Colin McPhedran/Shutterstock.com, 13(bg) Daniel Dolpire/National Geographic Creative, 14(bg) Sergej Onyshko/Shutterstock.com, 14(a cave) Charles Gullung/The Image Bank/Getty Images, 14(a desert) John Warburton-Lee Photography/Alamy, 14(a forest) David Noton Photography/Alamy, 14(a hive) Ilene MacDonald/Alamy, 14(an island) Digital Vision/Getty Images, 14(ice) IRA BLOCK/National Geographic Creative, 14(mud) Lightspring/Shutterstock.com, 14(a nest) ruanruan/Shutterstock.com, 14(cbl) alexsander hunta/Shutterstock.com, 14(cbm) nwdph/Shutterstock.com, 14(bl) patinya sukhoei/Shutterstock.com, 14(br) Nuttaya Maneekhot/Shutterstock.com, 15(an island) Digital Vision/Getty Images, 15(a forest) David Noton Photography/Alamy, 15(a desert) John Warburton-Lee Photography/Alamy, 15(a cave) Charles Gullung/The Image Bank/Getty Images, 15(a nest) Weimin Liu/Flickr Select/Getty Images, 15(ice) IRA BLOCK/National Geographic Creative, 15(a hive) Ilene MacDonald/Alamy, 15(mud) DENIS-HUOT DENIS-HUOT/hemis.fr/Getty Images, 16(cbl) Leena Robinson/Shutterstock.com, 16(cbr) tengatt/Shutterstock.com, 16(bl) jsegalxplore/Shutterstock.com, 16(bm) Bachkova Natalia/Shutterstock.com, 16(br) online express/Shutterstock.com, 17(tl) Bill Roque/Shutterstock.com, 17(tr) Bruyu/Shutterstock.com, 17(br) Bruyu/Shutterstock.com, 18(fur) Sergey Skleznev/Alamy, 18(horns) Kevin Giannini/Alamy, 18(a pouch) Eastcott Momatiuk/Photodisc/Getty Images, 18(a tongue) Rexjames/Shutterstock.com, 18(a beak) R.M. Nunes/Shutterstock.com, 18(fight) Hennie Briedenhann/Shutterstock.com, 18(claws) RJ22/Shutterstock.com, 21(tl) Mary Swift/Shutterstock.com, 21(tc) reptiles4all/Shutterstock.com, 21(tr) evaurban/Shutterstock.com, 21(cl) Alp Aksy/Shutterstock.com, 21(cr) Cathy Keifer/Shutterstock.com, 23(tl) Phillip Allaway/Shutterstock.com, 23(tr) Lightspring/Shutterstock.com, 23(bl) Tomas Drahos/Photolibrary/Getty Images, 23(tl) Eastcott Momatiuk/Photodisc/Getty Images, 23(2tl) Bachkova Natalia/Shutterstock.com, 23(2tr) Weimin Liu/Flickr Select/Getty Images, 23(2bl) R.M. Nunes/Shutterstock.com, 23(2br) Kevin Giannini/Alamy, 23(3tl) Tutkulaserova Stuchelova/Shutterstock.com, 23(3tr) Ilene MacDonald/Alamy, 23(3bl) Mr. Background/Shutterstock.com, 23(3br) RJ22/Shutterstock.com, 24(2) Rick Elkins/Flickr/Getty Images, 24(tr) Tom Brakefield/Stockbyte/Getty Images, 24(ctr) FLPA/Alamy, 24(cbr) Tom Brakefield/Stockbyte/Getty Images, 24(br) Gerald Nowak/The Image Bank/Getty Images, 26(bg) Tom Brakefield/Stockbyte/Getty Images, 27(bg) Bonnie Marsh/National Geographic My Shot/National Geographic Creative, 28(bg) FotoSajewicz/Shutterstock.com, 28(beans) George Doyle/Stockbyte/Getty Images, 28(chips) Mark Lund/Photolibrary/Getty Images, 28(ice cream) Foodcollection RF/Getty Images, 28(rice) SOMMAI/Shutterstock.com, 28(chocolate) irin-k/Shutterstock.com, 28(yogurt) Foodcollection RF/Getty Images, 28(meat) Ursula Alter/Photodisc/Getty Images, 28(noodles) Lasting Images/Photolibrary/Getty Images, 31(tl) Lasting Images/Photolibrary/Getty Images, 31(tr) Ursula Alter/Photodisc/Getty Images, 31(tr) Foodcollection RF/Getty Images, 31(cl) Gavar333/Shutterstock.com, 31(c) Foodcollection RF/Getty Images, 31(cr) Suradeh Prapairat/Shutterstock.com, 32(a bottle of oil) Nico Tondini/Getty Images, 32(a bowl of sugar) Marin Bulat/Dreamstime.com, 32(a box of cereal) Janko Bartolec/Dreamstime.com, 32(a can of soda) Oleksiy Mark/Shutterstock.com, 32(a glass of juice) Rosemary Calvert/Getty Images, 32(a jar of olives) VisitBritain/Ingrid Rasmussen/Britain On View/Getty Images, 32(a loaf of bread) HEATHER PERRY/National Geographic Creative, 32(a piece of cake) Tina Wong/The Wandering Eater/Flickr Open/Getty Images, 35(tr) Mila Supinskaaya Glaschenko/Shutterstock.com, 35(bl) Yuganov Konstantin/Shutterstock.com, 35(br) fizkes/Shutterstock.com, 38-39(bg) Designify/Shutterstock.com, 38(tr) BARRY BLAND/BAROCROFT MEDIA/Barcroft Media/Landov, 38(cr) Michael Freeman/Corbis, 39(tl) Alp Aksy/Shutterstock.com, 39(ct) Oleksiy Mark/Shutterstock.com, 39(cbl) Africa Studio/Shutterstock.com, 39(bl) Background/Shutterstock.com, 39(bl) Background/Photolibrary/Getty Images, 42-43(bg) Stockbyte via Getty Images, 42(1 row 1) Lifestyle Travel Photo/Shutterstock.com, 42(2 row 1) Charles Gullung/The Image Bank/Getty Images, 42(3 row 1) David Noton Photography/Alamy, 42(4 row 1) Foodcollection RF/Getty Images, 42(5 row 1) Kevin Giannini/Alamy, 42(1 row 3) George Doyle/Stockbyte/Getty Images, 42(2 row 3) John Warburton-Lee Photography/Alamy, 42(3 row 3) Marin Bulat/Dreamstime.com, 42(4 row 3) MidoSemse/Shutterstock.com, 42(4 row 4) RJ22/Shutterstock.com, 42(1 row 5) Mark Lund/Photolibrary/Getty Images, 42(2 row 5) Giuseppe D'Amico/Shutterstock.com, 42(3 row 5) Rexjames/Shutterstock.com, 42(4 row 5) Eastcott Momatiuk/Photodisc/Getty Images, 42(5 row 5) Sergey Skleznev/Alamy, 43(cl 1) SOMMAI/Shutterstock.com, 43(col 2) Hennie Briedenhann/Shutterstock.com, 43(col 3) DENIS-HUOT DENIS-HUOT/hemis.fr/Getty Images, 43(col 4) Oleksiy Mark/Shutterstock.com, 43(cl 5) Digital Vision/Getty Images, 43(2 col 5) Lasting Images/Photolibrary/Getty Images, 43(3 col 5) Weimin Liu/Flickr Select/Getty Images, 43(4 col 5) Rosemary Calvert/Getty Images, 43(5 col 5) R.M. Nunes/Shutterstock.com, 44(1) Iaranysh/Shutterstock.com, 44(1r) Nils Jacobi/Shutterstock.com, 44(2) Alinaofcolor/Shutterstock.com, 44(3) wacher fox/Shutterstock.com, 44(3r) Cheryl Ann Quigley/Shutterstock.com, 44(4) Tsepova Ekaterina/Shutterstock.com, 44(4r) karenfoleyphotography/Shutterstock.com, 45(bg) Huy Thoai/Shutterstock.com, 46(bg) Piti Tangchawatt/Shutterstock.com, 46(an airplane) Stephen Strathee/Getty Images, 46(a boat) Aleksandr Kurganov/Shutterstock.com, 46(a bus) David Bokuchava/Shutterstock.com, 46(a helicopter) (2r) iStockphoto.com/joel-t, 46(a motorcycle) Quang Nguyen Vinh/Shutterstock.com, 46(a kick scooter) Klockwork SCS/Shutterstock.com, 46(the subway) Hisham Ibrahim/Photographer's Choice RF/Getty Images, 46(on foot) Newman Studio/Shutterstock.com, 48(drive) Song\_about\_summer/Shutterstock.com, 48(ground) Stuart Monk/Shutterstock.com, 48(get off) Olesia Bilkei/Shutterstock.com, 48(part) non c/Shutterstock.com, 48(4 row) Amateu007/Shutterstock.com, 48(fly) Iryna Rasko/Shutterstock.com, 53(cl) Copyright (c) Ground Picture/Shutterstock.com, 53(cr) G-Stock Studio/Shutterstock.com, 54-55(bg) Renan Martelli da Rosa/Shutterstock.com, 56(tl) Bambi L. Dingman/Dreamstime.com, 57(tl) PaniYani/Shutterstock.com, 57(ct) pikselstock/Shutterstock.com, 57(cbl) FamVeld/Shutterstock.com, 58(bg) Fernando Avendano/Shutterstock.com, 59(bg) DAVID DOUBLET/National Geographic Creative, 60(beautiful) Mykhaylo Palinchak/Shutterstock.com, 60(ugly) Lightworks Media/Alamy, 60(quiet) Blend Images/Alamy, 60(hard) Copyright (c) Zdan Ivan/Shutterstock.com, 60(soft) Nikolai Kazakov/Shutterstock.com, 60(taste) G-Stock Studio/Shutterstock.com, 60(smell) Natee K Jindakorn/Shutterstock.com, 60(cbl) Thisisan/Shutterstock.com, 60(cbr) birchenr/Shutterstock.com, 60(bl) joko P/Shutterstock.com, 60(br) George Doyle/Shutterstock.com, 62(tl) THP Creative/Shutterstock.com, 62(cl) beats1/Shutterstock.com, 62(c) Inside Creative House/Shutterstock.com, 63(tr) BearFotos/Shutterstock.com, 63(c) Dmytro Zinkevych/Shutterstock.com, 64(sweet) Paul Popkis/StockFood Creative/Getty Images, 64(juicy) Hihitetlin/Shutterstock.com, 64(salty) andersphoto/Shutterstock.com, 64(bitter) Corbis, 64(sour) Lew Robertson/Stockbyte/Getty Images, 64(spicy) Elizbieta Sekowska/Shutterstock.com, 64(burnt) Perfect Lazybones/Shutterstock.com, 66(tl) Drakulirin/Shutterstock.com, 66(tr) xiaorui/Shutterstock.com, 66(bl) Ryzhkov Photography/Shutterstock.com, 66(br) waranya\_photo/Shutterstock.com, 67(tl) Foodcollection RF/Getty Images, 67(tr) ma-k/E+/Getty Images, 67(bl) NaturalBox/Shutterstock.com, 67(br) Sandra van der Steen/Shutterstock.com, 68-69(bg) Alena Ozerova/Shutterstock.com, 68(bl) beats1/Shutterstock.com, 68(bml) Tania Kolinko/Shutterstock.com, 68(bml2) Africa Studio/Shutterstock.com, 68(bmlr) Nerza/Shutterstock.com, 68(bmlr2) Ruslan Merzliakov/Shutterstock.com, 68(br) Ruth Black/Shutterstock.com, 69(tl) gresiei/Shutterstock.com, 69(tmr) MarcoFood/Shutterstock.com, 69(tmr) Nataly Studio/Shutterstock.com, 69(tr) Photoography/Shutterstock.com, 69(c) Roman Samokhin/Shutterstock.com, 69(cml) grey\_girl/Shutterstock.com, 69(cmr) Spalnic/Shutterstock.com, 69(cr) StockMedia Sweden/Shutterstock.com, 70-71(bg) Kurit afshen/Shutterstock.com, 70(c) Sergey Uryadnikov/Shutterstock.com, 70(cml) Janelle Lugg/Shutterstock.com, 70(cmr) novama/Shutterstock.com, 70(bl) Heinrich van der Berg/Gallo Images/Getty Images, 71(bg) Frans Lanting/ Frans Lanting Stock, 73(tl) Emre/unsplash.com, 73(tr) HandmadePictures/Shutterstock.com, 74-75(bg) Rupradha-Mookerjee, 74(1 col 1) AS Foodstudio/Shutterstock.com, 74(2 col 1) Yakov Oskanov/Shutterstock.com, 74(col 2) MR.Yanukit/Shutterstock.com, 74(1 col 3) Tim UR/Shutterstock.com, 74(2 col 3) New Africa/Shutterstock.com, 74(3 col 3) non c/Shutterstock.com, 74(4 col 3) Goran Djukanovic/Shutterstock.com, 74(4 col 4) Stephen Strathee/Getty Images, 74(1 col 5) Iryna Rasko/Shutterstock.com, 74(2 col 5) Lew Robertson/Stockbyte/Getty Images, 74(3 col 5) Starchenko Maria/Shutterstock.com, 75(1 col 1) William McDill/Shutterstock.com, 75(2 col 1) David Bokuchava/Shutterstock.com, 75(3 col 1) Aleksandr Kurganov/Shutterstock.com, 75(col 2) Amateu007/Shutterstock.com, 75(1 col 3) Lukia Gojda/Shutterstock.com, 75(2 col 3) Song\_about\_summer/Shutterstock.com, 75(3 col 3) Stuart Monk/Shutterstock.com, 75(1 col 4) Krakenimages.com/Shutterstock.com, 75(2 col 4) Jacek Chabaszewski/Shutterstock.com, 76(1) LeManna/Shutterstock.com, 76(1r) NadyaEugene/Shutterstock.com, 76(2) Sergey Novikov/Shutterstock.com, 76(2r) Africa Studio/Shutterstock.com, 76(3) Africa Studio/Shutterstock.com, 76(3r) Africa Studio/Shutterstock.com, 76(4) FamVeld/Shutterstock.com, 76(4r) Light Field Studios/Shutterstock.com, 77(1) Vitalart/Shutterstock.com, 77(1r) K.A.Willis/Shutterstock.com, 77(2) William Mai/Shutterstock.com, 77(2r) Nam660/Shutterstock.com, 77(3) (3r) Nico Tondini/Getty Images, 77(4) Frau aus UA/Shutterstock.com, 77(4r) Nadim Mahmud - Himu/Shutterstock.com, 77(5) Amateu007/Shutterstock.com, 77(5r) Andrii/Shutterstock.com, 77(5r) Gatot Adri/Shutterstock.com, 77(cbr) Korbinian Mueller/Shutterstock.com, 77(bm) AtlasStudio/Shutterstock.com, 77(br) Ruslan Merzliakov/Shutterstock.com, 79(bg) Claudia Paulussen/Shutterstock.com, 80(bg) PRASAN MAKSAEN/Shutterstock.com, 80(a fever) Asada Nami/Shutterstock.com, 80(a toothache) Roquillo Tebar/Shutterstock.com, 80(take some medicine) Pixel Shot/Shutterstock.com, 80(get some rest) Switlana Sonyashina/Shutterstock.com, 80(a headache) Khosro/Shutterstock.com, 80(a cold) Ground Picture/Shutterstock.com, 80(see a dentist) Studio Romantic/Shutterstock.com, 82(ctl) (bl) Ground Picture/Shutterstock.com, 82(cbl) (bmr) Khosro/Shutterstock.com, 82(bml) Pixel Shot/Shutterstock.com, 82(bm) Roquillo Tebar/Shutterstock.com, 82(br) Asada Nami/Shutterstock.com, 84(a runny nose) Vitalinka/Shutterstock.com, 84(a sore throat) TTY Lim/Shutterstock.com, 84(a rash) Kwangmozaa/Shutterstock.com, 84(keep your hands clean) PeopleImages.com - Yuri A/Shutterstock.com, 84(a stomachache) Imcskie/Shutterstock.com, 84(sore eyes) Littlekiddmoment/Shutterstock.com, 84(drink ginger tea) MIA Studio/Shutterstock.com, 84(rest your eyes) Anna Kuzmenko/Shutterstock.com, 88-89(bg) BlurryMe/Shutterstock.com, 89(1) Khosro/Shutterstock.com, 89(2) Vitalinka/Shutterstock.com, 89(3) TY Lim/Shutterstock.com, 89(4) Kwangmozaa/Shutterstock.com, 89(5) Pixel Shot/Shutterstock.com, 89(b) Switlana Sonyashina/Shutterstock.com, 89(c) fizkes/Shutterstock.com, 89(d) MIA Studio/Shutterstock.com, 89(e) PeopleImages.com - Yuri A/Shutterstock.com, 90-91(bg) Kristine Wool/unsplash.com, 90(tr) kryzhov/Shutterstock.com, 92(bg) senai\_aksy/Shutterstock.com, 93(bg) Leotie/Shutterstock.com, 94(bg) Malmo/Shutterstock.com, 94(math) ShutterStockStudio/Shutterstock.com, 94(literature) Triff/Shutterstock.com, 94(music) Daviro Photography/Shutterstock.com, 94(computer science) Chay\_Tee/Shutterstock.com, 94(science) Szasz-Fabian Ilka Erika/Shutterstock.com, 94(art) MaeManee/Shutterstock.com, 94(physical education) Drazen Zigic/Shutterstock.com, 94(history) brunocoelho/Shutterstock.com, 96(stickers) Kostenko Maxim/Shutterstock.com, 96(flash card) Ana Garcia Martin/Shutterstock.com, 96(play sports) Guzel Studio/Shutterstock.com, 97(make a poster) YAKOBCHUK VIACHESLAV/Shutterstock.com, 98(make a video) Andrew Angelov/Shutterstock.com, 98(read books) FREEPIK2/Shutterstock.com, 98(go on a field trip) Ground Picture/Shutterstock.com, 98(do volunteer work) Dmytro Zinkevych/Shutterstock.com, 98(join a club) insta\_photos/Shutterstock.com, 98(play board games) Sergey Novikov/Shutterstock.com, 100(tl) Pixel-Shot/Shutterstock.com, 100(tml) AnalysisStudio/Shutterstock.com, 100(tmr) Rawpixel.com/Shutterstock.com, 100(tr) FamVeld/Shutterstock.com, 101(tl) Africa Studio/Shutterstock.com, 101(tmr) New Africa/Shutterstock.com, 101(tr) Halfpoint/Shutterstock.com, 101(2.a) zakoka/Shutterstock.com, 101(2.b) kawephoto/Shutterstock.com, 101(2.c) Tonio\_75/Shutterstock.com, 102-103(bg) Vixit/Shutterstock.com, 104-105(bg) Rina Miskaya/Shutterstock.com, 105(tl) Frolyph/Shutterstock.com, 105(tmr) paulaphoto/Shutterstock.com, 105(mbl) Copyright (c) 2018 YAKOBCHUK VIACHESLAV/Shutterstock.com, 105(bl) Fotokostic/Shutterstock.com, 106(bg) narikan/Shutterstock.com, 108-109(bg) Rupradha-Mookerjee, 109(1 row 1) Szasz-Fabian Ilka Erika/Shutterstock.com, 108(2 row 1) PeopleImages.com - Yuri A/Shutterstock.com, 108(3 row 1) Littlekiddmoment/Shutterstock.com, 108(4 row 1) Pixel-Shot/Shutterstock.com, 108(row 2) Sergey Novikov/Shutterstock.com, 108(1 row 3) Studio Romantic/Shutterstock.com, 108(2 row 3) Drazen Zigic/Shutterstock.com, 108(3 row 3) Vitalinka/Shutterstock.com, 108(4 row 3) Ground Picture/Shutterstock.com, 108(row 4) Anna Kuzmenko/Shutterstock.com, 108(1 row 5) Triff/Shutterstock.com, 108(2 row 5) Guzel Studio/Shutterstock.com, 108(3 row 5) TY Lim/Shutterstock.com, 108(4 row 5) Dmytro Zinkevych/Shutterstock.com, 108(5 row 5) Khosro/Shutterstock.com, 109(col 1) FREEPIK2/Shutterstock.com, 109(col 2) MIA Studio/Shutterstock.com, 109(col 3) Dmytro Zinkevych/Shutterstock.com, 109(col 4) Chay\_Tee/Shutterstock.com, 109(col 5) brunocoelho/Shutterstock.com, 110(tl) ShutterStockStudio/Shutterstock.com, 109(2 col 5) Asada Nami/Shutterstock.com, 109(3 col 5) Imcskie/Shutterstock.com, 109(4 col 5) MaeManee/Shutterstock.com, 109(5 col 5) Roquillo Tebar/Shutterstock.com, 110(tl) Bangkok Click Studio/Shutterstock.com, 110(tml) MIA Studio/Shutterstock.com, 111(bg) BATES LITTLEHALES/National Geographic Creative, 112(a salesperson) (bl) SeventyFour/Shutterstock.com, 112(a mechanic) (bmr) Minerva Studio/Shutterstock.com, 112(a flight attendant) (br) Hananeko\_Studio/Shutterstock.com, 112(a dentist) (bml) Dean Drobot/Shutterstock.com, 112(a tailor) (bm) Marharyta Gangalo/Shutterstock.com, 112(sell) antoniadiaz/Shutterstock.com, 112(repair) Wasan Tita/Shutterstock.com, 112(serve) (cbl) Rido/Shutterstock.com, 112(cbl) Prostock-studio/Shutterstock.com, 112(cbl) Atstock Productions/Shutterstock.com, 112(cbr) Ground Picture/Shutterstock.com, 115(tl) Jacob Lund/Shutterstock.com, 115(tm) antoniadiaz/Shutterstock.com, 115(tr) tong patong/Shutterstock.com, 115(cl) Virrage Images/Shutterstock.com, 115(cr) PH888/Shutterstock.com, 116(a musician) Nejrnon Photo/Shutterstock.com, 116(a magician) Standret/Shutterstock.com, 116(a builder) sculpiers/Shutterstock.com, 116(a babysitter) AnalysisStudio/Shutterstock.com, 116(an athlete) PeopleImages.com - Yuri A/Shutterstock.com, 116(perform) Andrei Armiagov/Shutterstock.com, 116(builder) bogobogu/Shutterstock.com, 116(look after) Dmytro Zinkevych/Shutterstock.com, 118(ice) Krakenimages.com/Shutterstock.com, Marharyta Gangalo/Shutterstock.com, Gorodenkoff/Shutterstock.com, 119(tl) paulaphoto/Shutterstock.com, 119(tr) fizkes/Shutterstock.com, 119(cl) Monkey Business Images/Shutterstock.com, 119(cr) Roman Samborskyi/Shutterstock.com, 122-123(bg) person unnamed/Shutterstock.com, 122(tr) Gajus/Shutterstock.com, 122(cr) fizkes/Shutterstock.com, 124(bg) Keren Su/Lonely Planet Images/Getty Images, 125(bg) Can Thai Long/Shutterstock.com, 126(bg) 24November/Shutterstock.com, 126(a history museum) Anton Ivanov/Shutterstock.com, 126(a theme park) DreamArchitect/Shutterstock.com, 126(a street market) Anastasia Pelikh/Shutterstock.com, 126(a shopping mall) Sergi Figurnyi/Shutterstock.com, 126(a resort) Maxim Tupikov/Shutterstock.com, 126(a souvenir shop) Thiti Sukapan/Shutterstock.com, 126(a waterfall) yazirmz/Shutterstock.com, 126(a campsite) Stor24/Shutterstock.com, 129(tl) Nguyen Quang Ngoc Tonkin/Shutterstock.com, 129(tr) Huy Thoai/Shutterstock.com, 129(cml) Paul Ballam/Shutterstock.com, 129(cbl) Peera\_stockfoto/Shutterstock.com, 129(cbm) Midori Photography/Shutterstock.com, 129(cbr) Matyas Rehak/Shutterstock.com, 129(bl) Joel Whalton/Shutterstock.com, 129(bm) PnPy/Shutterstock.com, 129(br) Anna ART/Shutterstock.com, 129(a lantern) Hai Lam 2022/Shutterstock.com, 130(Lunar New Year) Light Stock/Shutterstock.com, 130(Mid-Autumn Festival) Dragon Images/Shutterstock.com, 130(lucky money) jamestehart/Shutterstock.com, 130(Halloween) (Christmas) Yuganov Konstantin/Shutterstock.com, 130(a costume) Evgeny Atamanenko/Shutterstock.com, 130(a lion dance) Simon Vu/Shutterstock.com, 130(science) EvGavrilov/Shutterstock.com, 136(cr) Elena Ermakova/Shutterstock.com, 138(bg) Huy Thoai/Shutterstock.com, 140-141(bg) Stockbyte via Getty Images, 140(1 col 1) Simon Vu/Shutterstock.com, 140(2 col 1) PeopleImages.com - Yuri A/Shutterstock.com, 140(3 col 1) yazirmz/Shutterstock.com, 140(1 col 2) sculpiers/Shutterstock.com, 140(3 col 2) AnalysisStudio/Shutterstock.com, 140(4 col 2) Minerva Studio/Shutterstock.com, 140(2 col 3) Dean Drobot/Shutterstock.com, 140(3 col 3) Nejrnon Photo/Shutterstock.com, 140(4 col 3) Yuganov Konstantin/Shutterstock.com, 141(2 col 1) Hananeko\_Studio/Shutterstock.com, 141(3 col 1) Sofiko/Shutterstock.com, 141(1 col 2) Marharyta Gangalo/Shutterstock.com, 141(2 col 2) Hai Lam 2022/Shutterstock.com, 141(3 col 2) Yuganov Konstantin/Shutterstock.com, 141(1 col 3) Evgeny Atamanenko/Shutterstock.com, 141(2 col 3) Dana Stirberova/Shutterstock.com, 141(tl) Krakenimages.com/Shutterstock.com, 142(1r) Elisha Henkin/Shutterstock.com, 142(2l) Yuganov Konstantin/Shutterstock.com, 142(2r) FamVeld/Shutterstock.com, 142(3) Cast Of Thousands/Shutterstock.com, 142(3r) Elnur/Shutterstock.com, 142(4l) stock\_SK/Shutterstock.com, 142(4r) ChrisAlex/Shutterstock.com, 143(tl) cowardlion/Shutterstock.com, 143(tr) Elnur/Shutterstock.com, 143(cr) kwanchai.c/Shutterstock.com

National Geographic Learning,  
a Cengage Company

**Tiếng Anh 5 – Explore Our World**  
Sách học sinh

Đào Xuân Phương Trang (Chủ biên)  
Nguyễn Thanh Bình – Đinh Trần Hạnh Nguyễn  
Nguyễn Hồ Thanh Trúc – Huỳnh Gia Mỹ

**Tiếng Anh 5 – Explore Our World Sách học sinh**  
được chỉnh sửa từ quyển sách  
**Explore Our World Student Book 3**  
của các tác giả:  
**JoAnn (Jodi) Crandall**  
**Joan Kang Shin**  
**Rob Sved**  
**Gabrielle Pritchard**  
thuộc bản quyền của NXB  
**National Geographic Learning,**  
một phần của NXB Cengage.

Cover Image:  
Yusuke Okada

#### On the Cover

### RED FOX

#### FAST FACTS

**Protection status:** endangered

**Type:** mammal

**Group name:** skulk

**Average life span in the wild:** 2 to 4 years

**Size:** Head and body, 46 to 86 cm  
(18 to 33.75 in.); Tail, 30.5 to 55.5 cm  
(12 to 21.75 in.)



**NHÀ XUẤT BẢN ĐẠI HỌC SƯ PHẠM TP HỒ CHÍ MINH**  
280 An Dương Vương, Phường 4, Quận 5,  
TP Hồ Chí Minh, Việt Nam  
Điện thoại: (028) 38 301 303 - 39 381 382  
Fax: (028) 39 381 382  
Email: [nxb@hcmue.edu.vn](mailto:nxb@hcmue.edu.vn)  
Website: <http://nxb.hcmue.edu.vn>

© 2024 Cengage Learning, Inc

This edition is reprinted from selected pages from *Explore Our World Student Book 3* by license from Cengage Learning, Inc., for sale in Vietnam only.

Cengage Learning is the owner of the copyright in this publication and all the artwork, designs, stories, articles, reports, commentaries, interviews, photographs, and other works used in or prepared in relation to this publication.

Viet Nam Educational Equipment – Publication Investment Joint Stock Company and Ho Chi Minh City University of Education Publishing House are authorized by Cengage Learning Vietnam Company Limited to publish, print, distribute, and sell exclusively this customized reprint edition in Vietnam.

ALL RIGHTS RESERVED. No part of this work covered by the copyright herein may be reproduced or distributed in any form or by any means, except as permitted by U.S. copyright law, without the prior written permission of the copyright owner.

“National Geographic”, “National Geographic Society” and the Yellow Border Design are registered trademarks of the National Geographic Society® Marcos Registradas

For permission to use material from this text or product, submit all requests online at [cengage.com/permissions](https://cengage.com/permissions)

Further permissions questions can be emailed to [permissionrequest@cengage.com](mailto:permissionrequest@cengage.com)

ISBN:

**HCMC UNIVERSITY OF EDUCATION PUBLISHING HOUSE**  
280 An Dương Vương Street, Ward 4, District 5,  
Ho Chi Minh City, Vietnam

**Cengage Learning Vietnam Company Limited**  
Suite 1111, 11th Floor, Zen Plaza Building  
54-56 Nguyen Trai Street, District 1,  
Ho Chi Minh City, Vietnam

**National Geographic Learning**  
5191 Natorp Blvd,  
Mason, OH 45040,  
USA

Locate your local office at [international.cengage.com/region](https://international.cengage.com/region)  
Visit National Geographic Learning online at [ELTNGL.com](https://ELTNGL.com)  
Visit our Asia website at [www.cengageasia.com](https://www.cengageasia.com)

Printed in Vietnam

Print Number: 01      Print Year: 2024

**NHÀ XUẤT BẢN ĐẠI HỌC SƯ PHẠM THÀNH PHỐ HỒ CHÍ MINH**  
280 An Dương Vương, Phường 4, Quận 5, TP Hồ Chí Minh  
Điện thoại: (028) 38 301 303 – 39 381 382 – Fax: (028) 39 381 382  
Email: [nxb@hcmue.edu.vn](mailto:nxb@hcmue.edu.vn)  
Website: <http://nxb.hcmue.edu.vn>

**TIẾNG ANH 5**  
**EXPLORE OUR WORLD**  
**SÁCH HỌC SINH**

**Đào Xuân Phương Trang (Chủ biên)**  
**Nguyễn Thanh Bình – Đinh Trần Hạnh Nguyên**  
**Nguyễn Hồ Thanh Trúc – Huỳnh Gia Mỹ**

*Chịu trách nhiệm xuất bản:*  
**Giám đốc**

**NGUYỄN TIẾN CÔNG**

*Chịu trách nhiệm nội dung:*  
**Tổng biên tập**  
**LÊ THANH HÀ**

*Biên tập:*  
**THÁI THÀNH NHÂN – TRẦN THANH NGÀ – TRẦN NGUYỄN THANH THANH**

*Trình bày bìa:*  
**PHAN THỊ TÚ UYÊN**

*Thiết kế sách:*  
**PHAN THỊ TÚ UYÊN**

*Minh họa:*  
**PHAN THỊ TÚ UYÊN**

*Sửa bản in:*  
**BÙI THỊ HỒNG ANH – TIÊU HOÀNG ANH KHOA – KIỀU THỊ THU TRANG**

*Tổ chức bán thảo và chịu trách nhiệm bản quyền nội dung:*  
**CÔNG TY CỔ PHẦN ĐẦU TƯ XUẤT BẢN - THIẾT BỊ GIÁO DỤC VIỆT NAM**

Chủ tịch Hội đồng Quản trị: NGUYỄN NGÔ TRẦN ÁI  
Tổng Giám đốc: VŨ BÁ KHÁNH

Địa chỉ: Tầng 5, Tòa nhà hỗn hợp AZ Lâm Viên, 107 đường Nguyễn Phong Sắc,  
P. Dịch Vọng Hậu, Q. Cầu Giấy, TP. Hà Nội

---

**TIẾNG ANH 5 EXPLORE OUR WORLD**  
**SÁCH HỌC SINH**

Mã số: .....

ISBN: .....

In ....., khổ 20,5 x 26,2cm, tại .....

Địa chỉ: .....

Số xác nhận đăng ký xuất bản: .....

Quyết định xuất bản số: .....

In xong và nộp lưu chiểu tháng ..... năm 20...

# TIẾNG ANH 5

NATIONAL GEOGRAPHIC

# EXPLORE OUR WORLD



## Mang cuộc sống vào bài học Đưa bài học vào cuộc sống

Bộ sách giáo khoa Tiếng Anh Tiểu học Explore Our World là một bộ sách giáo khoa gồm 5 lớp, được thiết kế và chỉnh sửa cho phù hợp tiêu chuẩn sách giáo khoa mới của Bộ Giáo dục và Đào tạo Việt Nam. Nội dung của bộ sách giáo khoa sử dụng những hình ảnh và những đoạn video sống động, thú vị và hấp dẫn với mục tiêu chung là giúp cho học sinh Tiểu học phát triển các kỹ năng và tiếp thu được tiếng Anh, cũng như những kiến thức để có thể hiểu được thế giới xung quanh.

- Hoạt động luyện nghe và nói giúp phát triển những kỹ năng giao tiếp cần thiết cho học sinh.



Bringing the world to the classroom  
and the classroom to life

ELTNGL.com

A PART OF CENGAGE

SỬ DỤNG  
TEM CHỐNG GIÁ:

1. Quét mã QR hoặc dùng trình duyệt web để truy cập website bộ sách Cảnh Diệu: [www.hoc10.com](http://www.hoc10.com)
2. Vào mục Hướng dẫn ([www.hoc10.com/huong-dan](http://www.hoc10.com/huong-dan)) để kiểm tra sách giả và xem hướng dẫn kích hoạt sử dụng học liệu điện tử.

SÁCH KHÔNG BÁN

# TIẾNG ANH 5


NATIONAL  
GEOGRAPHIC

# EXPLORE OUR WORLD

## Mang cuộc sống vào bài học Đưa bài học vào cuộc sống

Bộ sách giáo khoa Tiếng Anh Tiểu học Explore Our World là một bộ sách giáo khoa gồm 5 lớp, được thiết kế và chỉnh sửa cho phù hợp tiêu chuẩn sách giáo khoa mới của Bộ Giáo dục và Đào tạo Việt Nam. Nội dung của bộ sách giáo khoa sử dụng những hình ảnh và những đoạn video sống động, thú vị và hấp dẫn với mục tiêu chung là giúp cho học sinh Tiểu học phát triển các kĩ năng và tiếp thu được tiếng Anh, cũng như những kiến thức để có thể hiểu được thế giới xung quanh.

- Hoạt động luyện nghe và nói giúp phát triển những kĩ năng giao tiếp cần thiết cho học sinh.

 NATIONAL  
GEOGRAPHIC  
LEARNING

Bringing the world to the classroom  
and the classroom to life

ELTNGL.com

A PART OF CENGAGE

SỬ DỤNG  
TEM CHỐNG GIÁ:

1. Quét mã QR hoặc dùng trình duyệt web để truy cập website bộ sách Cánh Diều: [www.hoc10.com](http://www.hoc10.com)
2. Vào mục Hướng dẫn ([www.hoc10.com/huong-dan](http://www.hoc10.com/huong-dan)) để kiểm tra sách giả và xem hướng dẫn kích hoạt sử dụng học liệu điện tử.

SÁCH KHÔNG BÁN

Đọc bản mới nhất trên [hoc10.vn](http://hoc10.vn)

Bản mẫu góp ý